89

Submarket Score

80 Dalley Crescent, Latham ACT, Australia

Market: Australian Capital Territory Submarket: Latham

4 Bed 2 Bath 9 Guests

Operating Expenses	**$19.2K**
Net Operating Income	**$33.2K**
Cap Rate	**---**

$52.4K	59.2%	$242.6	Medium
Projected Revenue	Occupancy	Average Daily Rate	Confidence Score

Comparable short-term rental listings

Default Comps

Title	Bedrooms	Baths	Revenue Potential	Days Available	Revenue	Occupancy	ADR
Brand new settled beautiful house□near shops	3	2	$53.5K	360	$52.7K	68.6%	$213.5
Brand new settled beautiful house with Netflix	4	2	$66.9K	362	$66.3K	68%	$269.6
Modern 3-Bedroom Home, Belconnen – Free Parking!	3	2	$22.5K	208	$22K	54.2%	$213.6
A08-Bravo-X	4	2	$64.8K	354	$62.9K	67.5%	$263.2
Belconnen Luxury Tranquil 3BR House | Parking/Wifi	3	1	$47.3K	264	$40.8K	76.5%	$201.9
Beautiful 4 Bedroom house in Flynn canberra	4	2	$67.7K	363	$67.2K	66.9%	$276.6
****Perfect Canberra Floriade♥ Getaway ****	3	1	$35K	352	$33.3K	51%	$209.6
Whole Family Cosy Home - Latham!	3	1	$32.5K	255	$21.6K	66.1%	$145.8
Charming Home • Free Parking, Wifi, Netflix	3	1	$35.4K	358	$34.6K	67.9%	$142.4
Scullin 3BR House (Air-Con, WiFi, Netflix, Parking)	3	1	$36.2K	360	$35.7K	47.5%	$208.8
□ Follow the sun □ 3br Perfect Canberra Gettaway	3	1	$28.3K	363	$28.2K	51%	$164.9
Warm and Spacious 5BR Home w/WIFI&Multiple Park…	5	2.5	$83.2K	351	$79.8K	68.7%	$331

+ 3 additional listings in comp set

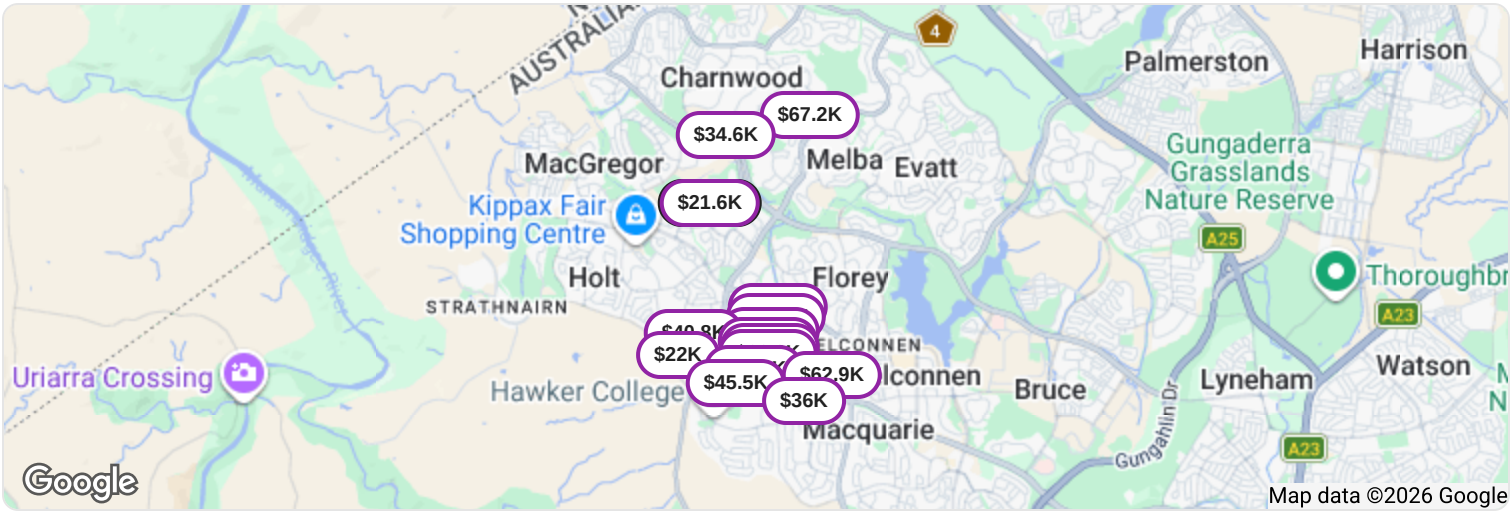

Comparable short-term rental amenities

Air Conditioning	93%	Parking	100%
Dryer	47%	Pool	7%
Heating	93%	Cable TV	67%
Hot Tub	13%	Washer	100%
Kitchen	100%	Wireless Internet	100%

What is the projected monthly revenue over the next year?

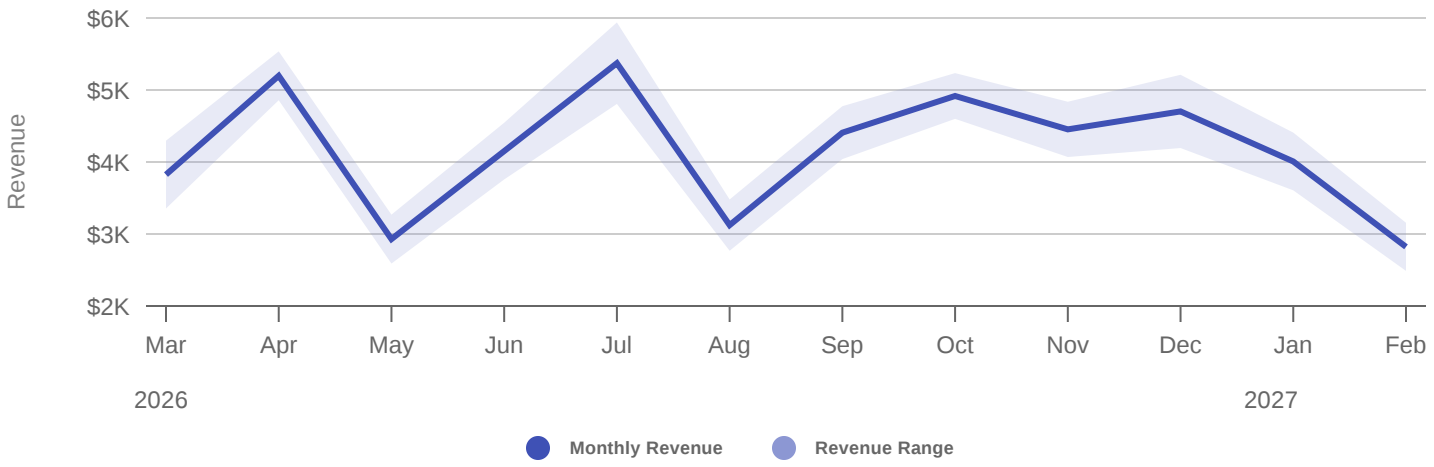

How has the annual projected revenue changed over time?

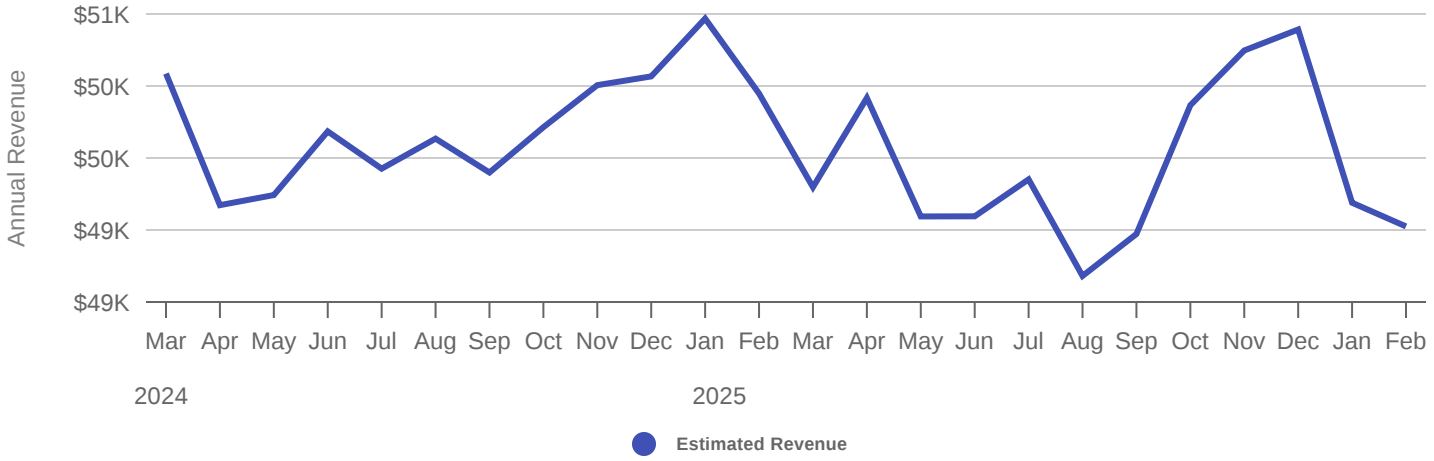

How does the revenue calculator work?

When an address is entered, a list of comparable short-term rentals is compiled and an index is created based on relevance. The more similar a property, the more weight it has on the calculation. It also factors in market-wide metrics such as seasonality, rental demand, and revenue growth.

How are the financial numbers determined?

After the projected revenue is created, we use that amount to generate common expenses associated with running a short term rental. The operating expenses include items such as HOA fees and taxes. The net operating income is calculated by removing the operating expenses from the projected revenue and the cap rate is telling you how much this property can yield.