



4 and 4A Twine Place
Monash, ACT 2904



5



3



4

Auction
Advantage



Thankyou for attending this open home.

4 Twine Place, Monash

We appreciate you taking the time to inspect this property.

Our aim is to ensure you have all the information you need to make an informed decision.

If You Are Buying, We Can Provide:

- Copies of all relevant reports and documentation
- Guidance on the auction process and bidding strategy
- Flexible settlement and deposit arrangements (where possible)
- Download all property documents instantly – just scan the QR code within this document.
- In most instances, we do not sell prior to auction. This allows you the time to complete your research, arrange finance, and make an informed decision – without unnecessary pressure.
- If you need an inspection outside of the scheduled open home times, please let me know and I'll do my best to arrange a suitable time.

If You Are a Future Seller, We Can Provide:

- A detailed market appraisal with recent comparable sales
- A tailored auction strategy to maximise competition and price
- Advice on presentation, marketing, and campaign timing
- Clear updates and feedback throughout the process

With over 1,550 auctions called, we understand the important concepts that drive strong results – from buyer psychology to campaign timing and on-the-day strategy.

Learn more about how we achieve top results – scan the QR code within this document to visit our auction portfolio and seller resources.



Frank Walmsley
Auctioneer and Director
Real Estate Licence Number: 18404240

My email is contact@auctionadvantage.com.au
My mobile is 0400 446 605



Table of Contents

Auction Conditions	3
Property Documents	4
Property Snapshot	5
Auction Agreement	7
Floorplan and Block Details	9
Monash Market Report	14
AirDNA Income Report	
Unit 1.....	32
Unit 2.....	25
Building Inspection and Compliance Report	
Unit 1.....	28
Unit 2.....	69
FAQ's	100

Auction Conditions

1. Settlement Period

Flexible 30 - 60 days ideally.

2. Auction Deposit

Exchange unconditionally with \$1,000 on the day (via EFT or cash), then top up to 10% within 5 business days.

3. Onsite Auction

12:00pm, Sunday 21st June

4. Restriction on Transfer

None

5. Vacant Possession

Home provided with vacant possession at settlement.

6. Pre-Auction Offers

We've committed to not selling pre-auction to allow everyone time to prepare without pressure.

6. Early Occupancy

An occupancy agreement pre-settlement can be negotiated





**Auction
Agreement**



**Building and
Compliance Report**



**Dimensional
Floorplan**



**Sales
Valuation**



**Monash
Market Report**



**Rental
Valuation**



**Property
Walkthrough**



**Airbnb Income
Report**



**Planning Assessment
Report**



A Truly Rare Two-Title Offering in Tightly Held Monash

It's exceptionally rare to find a property like this in one of Tuggeranong's most tightly held and family-oriented pockets.

Set across two separately titled dwellings on one parcel of land, 4 Twine Place offers a level of flexibility seldom available in Monash — whether your goal is dual-income potential, keeping family close (but not too close), accommodating multigenerational living, or simply using a second residence to help offset the primary mortgage.

Property one:

- Unit 1, Block 6, Section 102
- Block Size: 480sqm
- Bedrooms: 4 bedrooms
- UV: \$371,000
- Rates: Approx \$3,497 p.a.
- Land Tax: Approx \$3,653 p.a.

Property two:

- Unit 2, Block 6, Section 102
- Block Size: 281sqm
- Bedrooms: 1 bedroom
- UV: \$159,000
- Rates: Approx \$2,396 p.a.
- Land Tax: Approx \$3,120 p.a.

In a market where approvals, construction timelines, and building costs continue to frustrate Canberra buyers, opportunities like this become even more valuable. Instead of waiting months — or years — to create a second dwelling or income stream, this property provides immediate flexibility and potential cash flow from day one, with the ability to move in, lease out, or accommodate family almost immediately.

With estimated rental potential of approximately \$475 per week for one residence and \$725 per week for the other, the property presents a potential combined gross return of approximately \$62,400 per annum depending on leasing strategy.

Importantly, this is not a speculative flip or an overcapitalised renovation. The homes have been tightly held within the one family for more than 35 years. As expected with residences originally constructed in 1979 and the early 1990s, the building reports identify some maintenance items typical of homes of this era — however the foundations are solid: level construction, brick homes, established infrastructure, and genuine long-term ownership pride throughout.

If you need a solution now, this is a home that can accommodate all stages of life.

These are the kinds of opportunities buyers hold onto for decades.

Privately positioned within an established streetscape, the property delivers the freedom to live in one residence while leasing the other, accommodate extended family with independence and privacy, or retain a long-term strategic asset with future flexibility.

Recently refreshed and immaculately presented, this is a rare chance to secure a genuinely flexible offering in a suburb renowned for its community feel, long-term ownership, and tightly held nature.



Auction Agreement

The Law Society of the Australian Capital Territory: Contract for Sale Schedule

Land	The unexpired term of the Lease	Unit 1 & 2	UP No. 3143	Block 6	Section 102	Division/District Monash
	and known as Units 1 & 2, 4 Twine Place, Monash ACT 2904					
Seller	Full name	Kylie Anne Fromhold				
	ACN/ABN					
	Address	202 Ellerston Avenue, Isabella Plains ACT 2905				
Seller Solicitor	Firm	Harrington Hall Lawyers				
	Email	firmin@harringtonhall.com.au				
	Phone	02 6185 0999	Ref: Firmin Kwong			
	DX/Address	GPO Box 364 Canberra ACT 2601				
Stakeholder	Name	Auction Advantage Trust Account				
Seller Agent	Firm	Auction Advantage				
	Email	marketing@cgfb.com.au				
	Phone	0402 289 868	Ref: Frank Walmsley/Maya Zielinski			
	DX/Address	11/160 Lysaght Street, Mitchell ACT 2911				
Restriction on Transfer	Mark as applicable	<input checked="" type="checkbox"/> Nil <input type="checkbox"/> section 370 <input type="checkbox"/> section 280 <input type="checkbox"/> section 306 <input type="checkbox"/> section 351				
Land Rent	Mark one	<input checked="" type="checkbox"/> Non-Land Rent Lease <input type="checkbox"/> Land Rent Lease				
Occupancy	Mark one	<input checked="" type="checkbox"/> Vacant possession <input type="checkbox"/> Subject to tenancy				
Breach of covenant or unit articles	Description (Insert other breaches)	As disclosed in the Required Documents				
Goods	Description	Fixed floor coverings, window treatments, light fittings, as inspected as inspected				
Date for Registration of Units Plan	Not applicable					
Date for Completion	On or before 30 days from the Date of this Contract					
Electronic Transaction?	<input type="checkbox"/> No <input checked="" type="checkbox"/> Yes, using Nominated ELN: PEXA					
Land Tax to be adjusted?	<input type="checkbox"/> No <input checked="" type="checkbox"/> Yes					
Residential Withholding Tax	New residential premises?				<input checked="" type="checkbox"/> No	<input type="checkbox"/> Yes
	Potential residential land?				<input checked="" type="checkbox"/> No	<input type="checkbox"/> Yes
	Buyer required to make a withholding payment?				<input checked="" type="checkbox"/> No	<input type="checkbox"/> Yes (insert details on p.3)
Foreign Resident Withholding Tax	Relevant Price more than \$750,000.00?				<input type="checkbox"/> No	<input type="checkbox"/> Yes
	Clearance Certificates attached for all the Sellers?				<input checked="" type="checkbox"/> No	<input type="checkbox"/> Yes

An agent may only complete the details in this black box and exchange this contract. See page 3 for more information.

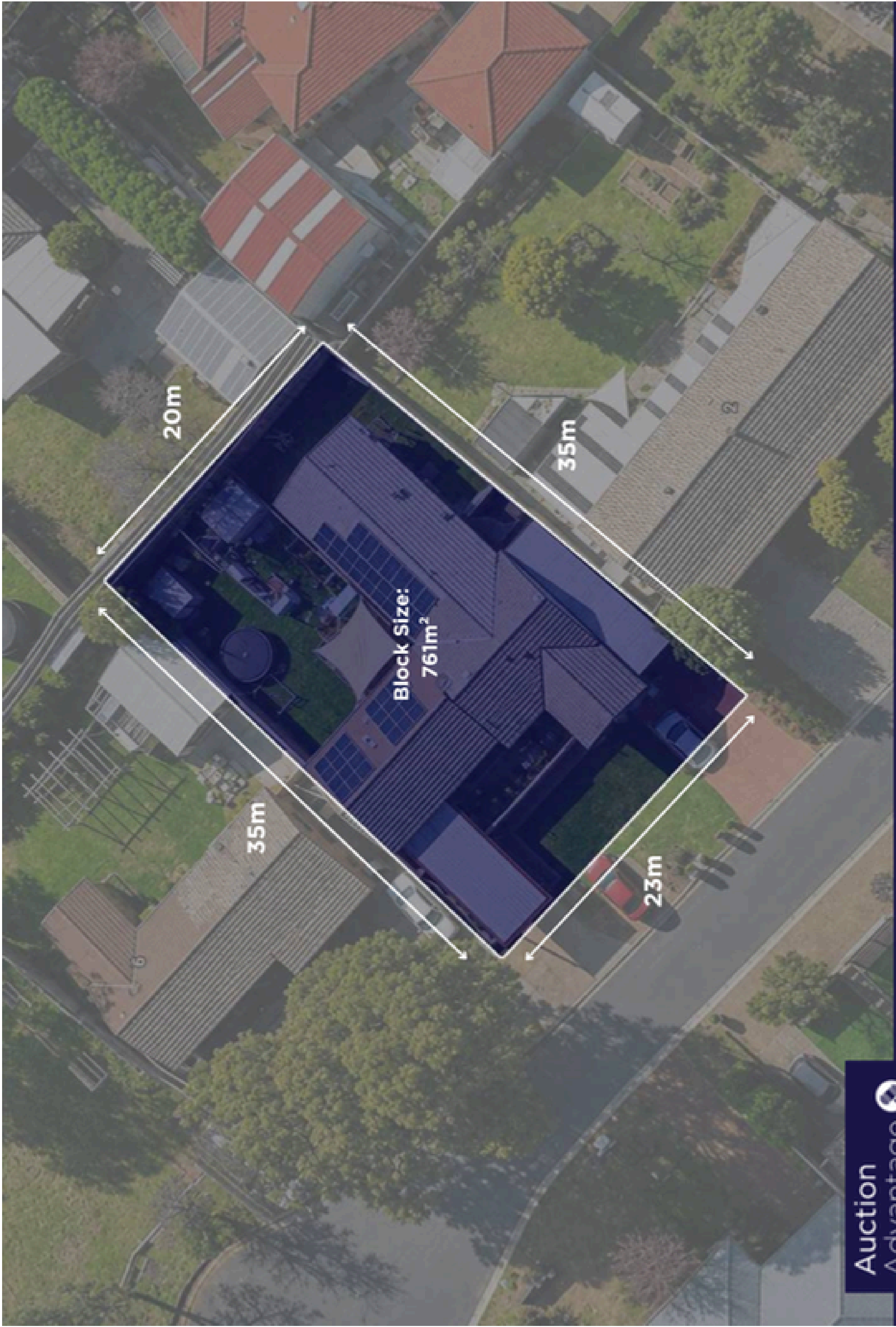
Buyer	Full name					
	ACN/ABN					
	Address					
Buyer Solicitor	Firm					
	Email					
	Phone		Ref			
	DX/Address					
Price	Price	\$	(GST inclusive unless otherwise specified)			
	Less deposit	\$	(10% of Price)	<input type="checkbox"/> Deposit by Instalments (clause 52 applies)		
	Balance	\$				
Date of this Contract						

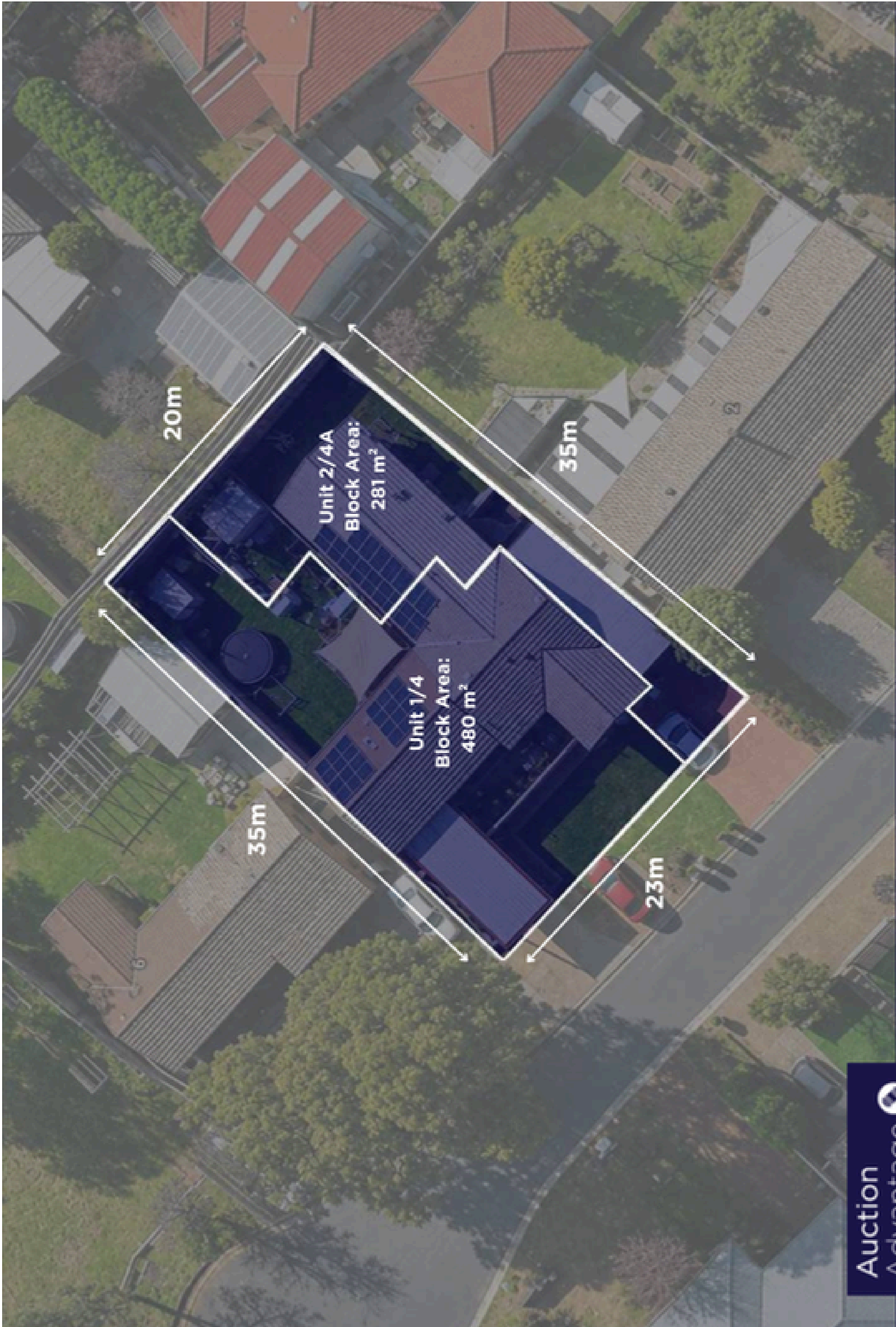
Co-Ownership	Mark one (show shares)	<input type="checkbox"/> Joint tenants	<input type="checkbox"/> Tenants in common in the following shares:
---------------------	------------------------	--	---


Read This Before Signing: Before signing this Contract you should ensure that you understand your rights and obligations. You should read the important notes on page 3. You should get advice from your solicitor.

Seller signature	Buyer signature
Seller witness name and signature	Buyer witness name and signature

Floorplan and Block Size









GROSS INTERNAL AREA
 Unit 1: 114 m²
 Unit 2: 63 m²
TOTAL: 177 m²

Please note, every care has been taken to make this floorplan accurate and precise, these dimensions are approximate.

Please also note, the road is further from the residence than depicted, the road is used for directional information only.




Monash Market Report

SUBURB FLYOVER REPORT

MONASH (HOUSE)

PREPARED BY: AUCTION ADVANTAGE, PH: 1300347655



Auction
Advantage 

MONASH - Suburb Map



Prepared on 11/05/2026 by Auction Advantage. © Property Data Solutions Pty Ltd 2026 (pricefinder.com.au)

The materials are provided as an information source only. © The Property Insights are Territory Data, which is the property of the Australian Capital Territory. No part of it may in any form or by any means (electronic, mechanical, microcopying, photocopying, recording or otherwise) be reproduced, stored in a retrieval system or transmitted without prior permission. Enquiries should be directed to: Manager, Customer Services, Environment and Planning Directorate, GPO Box 158, Canberra ACT 2601.

MONASH - Sales Statistics (Houses)

Year	# Sales	Median	Growth	Low	High
2008	48	\$ 463,500	0.0 %	\$ 350,000	\$ 760,000
2009	56	\$ 423,500	-8.6 %	\$ 225,000	\$ 950,000
2010	47	\$ 509,000	20.2 %	\$ 35,000	\$ 845,000
2011	40	\$ 498,000	-2.2 %	\$ 215,000	\$ 782,000
2012	52	\$ 510,000	2.4 %	\$ 253,000	\$ 825,000
2013	51	\$ 526,000	3.1 %	\$ 420,000	\$ 710,000
2014	44	\$ 527,500	0.3 %	\$ 350,000	\$ 805,000
2015	51	\$ 566,000	7.3 %	\$ 245,000	\$ 865,000
2016	59	\$ 545,000	-3.7 %	\$ 150,000	\$ 911,000
2017	59	\$ 605,000	11.0 %	\$ 177,000	\$ 915,000
2018	43	\$ 635,000	5.0 %	\$ 190,000	\$ 860,000
2019	51	\$ 675,000	6.3 %	\$ 351,667	\$ 860,000
2020	58	\$ 687,500	1.9 %	\$ 218,000	\$ 970,000
2021	75	\$ 875,000	27.3 %	\$ 455,000	\$ 10,000,000
2022	54	\$ 886,000	1.3 %	\$ 60,000	\$ 1,730,000
2023	45	\$ 920,000	3.8 %	\$ 475,000	\$ 1,400,000
2024	41	\$ 895,000	-2.7 %	\$ 637,500	\$ 1,725,000
2025	44	\$ 955,000	6.7 %	\$ 750,000	\$ 1,420,000
2026	9	\$ 970,000	1.6 %	\$ 850,000	\$ 1,040,000

Median Sale Price

\$960k

Based on 36 recorded House sales within the last 12 months (Apr '25 - Mar '26)

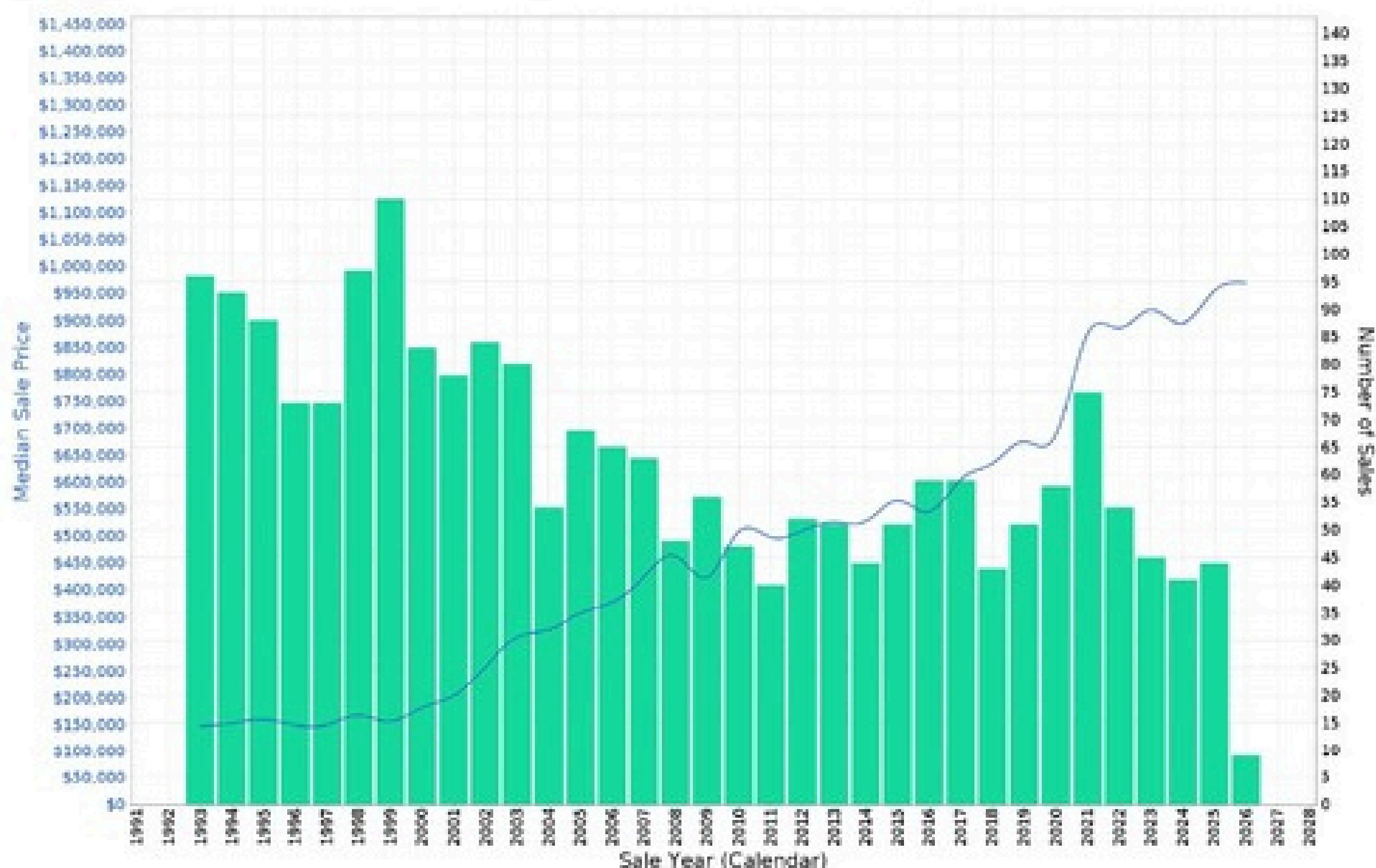
Based on a rolling 12 month period and may differ from calendar year statistics

Suburb Growth

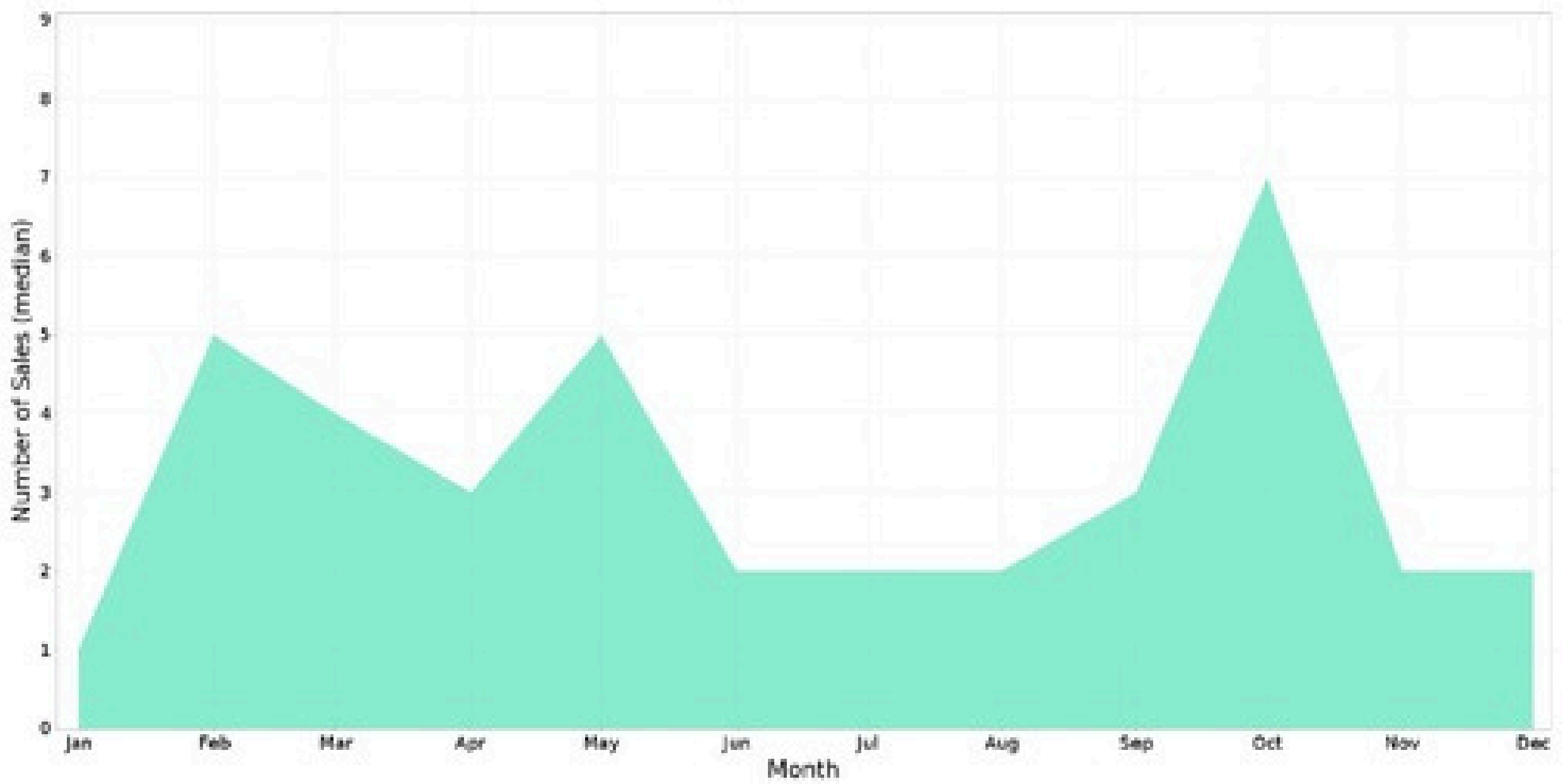
+1.9%

Current Median Price: \$960,000
Previous Median Price: \$942,500

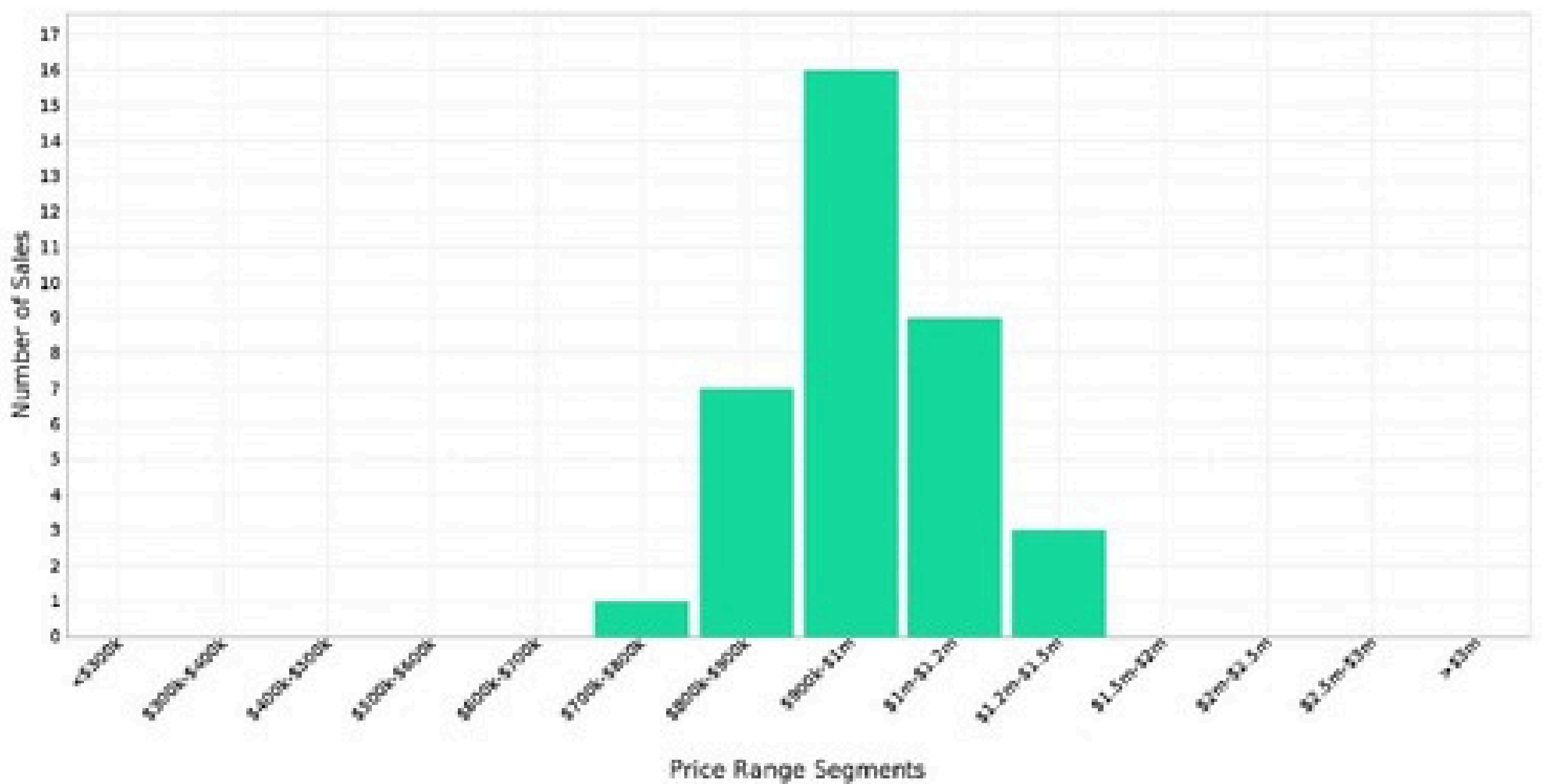
Based on 88 recorded House sales compared over the last best rolling 12 month periods



MONASH - Peak Selling Periods (3 years)



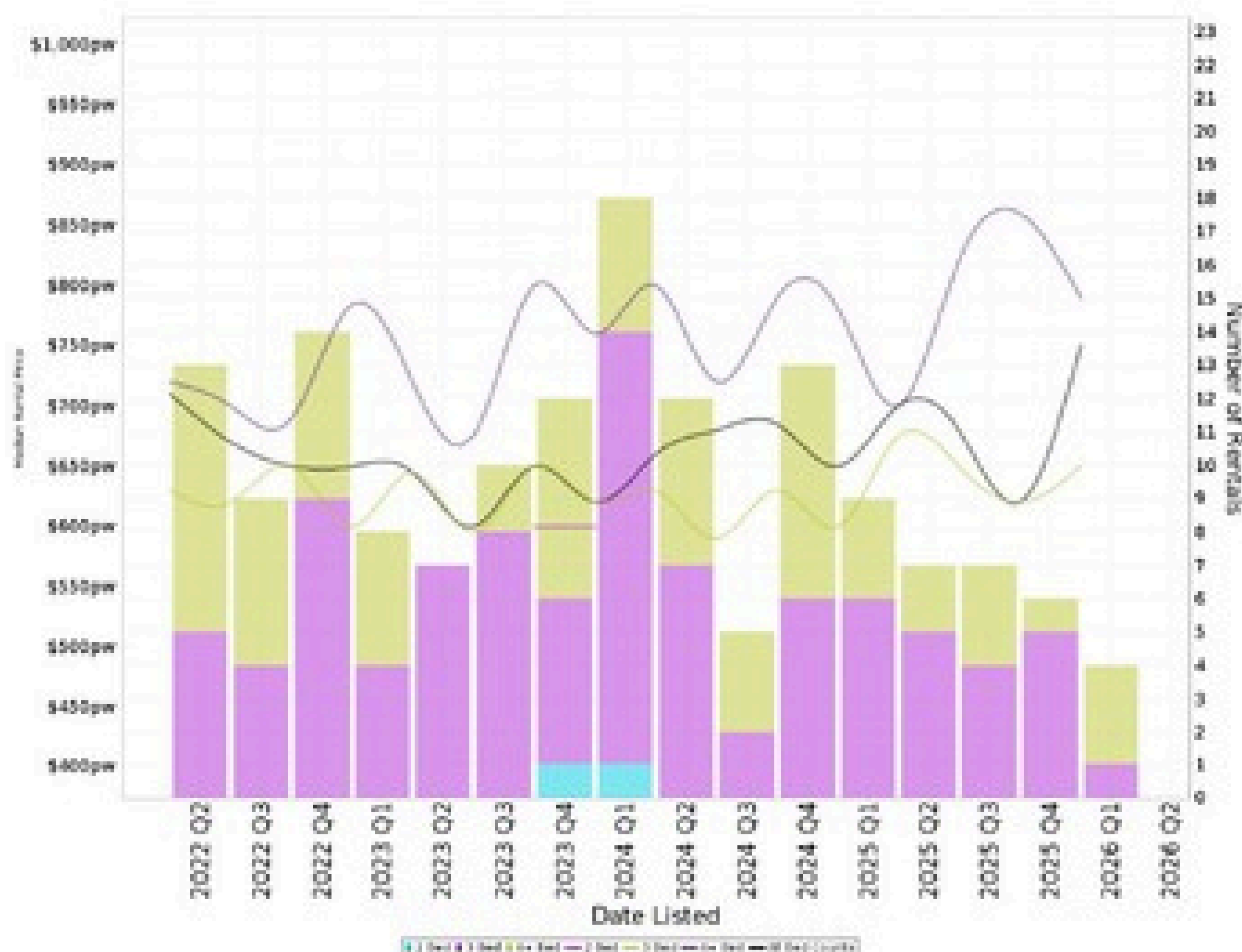
MONASH - Price Range Segments (12 months)



Prepared on 11/05/2026 by Auction Advantage. © Property Data Solutions Pty Ltd 2026 (pricefinder.com.au)

The materials are provided as an information source only. © The Property Insights are Territory Data, which is the property of the Australian Capital Territory. No part of it may in any form or by any means (electronic, mechanical, microcopying, photocopying, recording or otherwise) be reproduced, stored in a retrieval system or transmitted without prior permission. Enquiries should be directed to: Manager, Customer Services, Environment and Planning Directorate, GPO Box 158, Canberra ACT 2601.

Median Weekly Rents (Houses)



Suburb Sale Price Growth

+1.9%

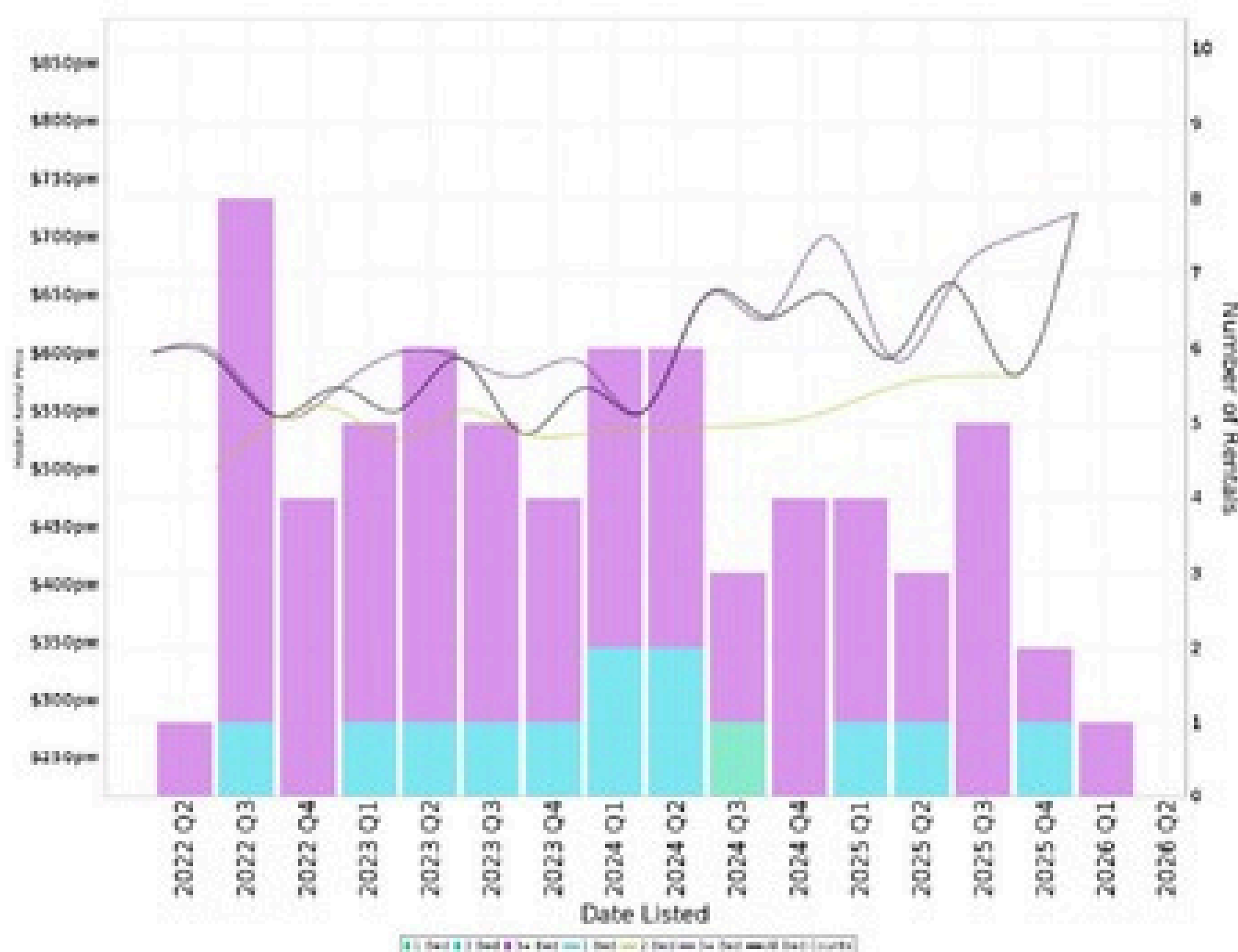
Current Median Price: \$960,000
Previous Median Price: \$942,500
Based on 85 registered House sales compared over the last two rolling 12 month periods.

Suburb Rental Yield

+3.7%

Current Median Price: \$960,000
Current Median Rent: \$680
Based on 24 registered House rentals compared over the last 12 months.

Median Weekly Rents (Units)



Suburb Sale Price Growth

+3.3%

Current Median Price: \$710,000
Previous Median Price: \$687,500
Based on 29 registered Unit sales compared over the last two rolling 12 month periods.

Suburb Rental Yield

+4.8%

Current Median Price: \$710,000
Current Median Rent: \$660
Based on 11 registered Unit rentals compared over the last 12 months.

MONASH - Recently Sold Properties

Median Sale Price

\$960k

Based on 36 recorded House sales within the last 12 months (Apr '25 - Mar '26)

Based on a rolling 12 month period and may differ from calendar year statistics

Suburb Growth

+1.9%

Current Median Price: \$960,000
Previous Median Price: \$942,500

Based on 88 recorded House sales compared over the last two rolling 12 month periods


Sold Properties

36

Based on recorded House sales within the 12 months (Apr '25 - Mar '26)

Based on a rolling 12 month period and may differ from calendar year statistics


13 WILLIAM HUDSON CRES



\$1,236,000

2026
887 m² 4 2 2


17 PRIDDLE ST



\$886,000

2026
718 m² 4 2 1


18 STURDEE CRES



\$905,000

2026
708 m² 4 2 1


5 ALLISON PL



\$920,000

2026
821 m² 3 2 3


11 DERRY ST



\$858,000

2026
848 m² 3 2 2


47 ALABASTER ST



\$1,040,000

2026
968 m² 4 3 4


44 BEIRNE ST



\$970,000

2026
788 m² 4 2 2


6 COWDERY PL



\$990,000

2026
841 m² 4 3 2

112 STURDEE CRES



\$1,040,000


2026
838 m² 3 2 1

Prepared on 11/05/2026 by Auction Advantage. © Property Data Solutions Pty Ltd 2026 (pricefinder.com.au)

The materials are provided as an information source only. © The Property Insights are Territory Data, which is the property of the Australian Capital Territory. No part of it may in any form or by any means (electronic, mechanical, microcopying, photocopying, recording or otherwise) be reproduced, stored in a retrieval system or transmitted without prior permission. Enquiries should be directed to: Manager, Customer Services, Environment and Planning Directorate, GPO Box 158, Canberra ACT 2601.

Auction Advantage

22 BARRACLOUGH CRES




\$960,000

2025
23 May

822 m² 3 2 2

28 HEBBLEWHITE ST




\$875,000

2025
24 May

187 m² 3 1 2

44 STURDEE CRES

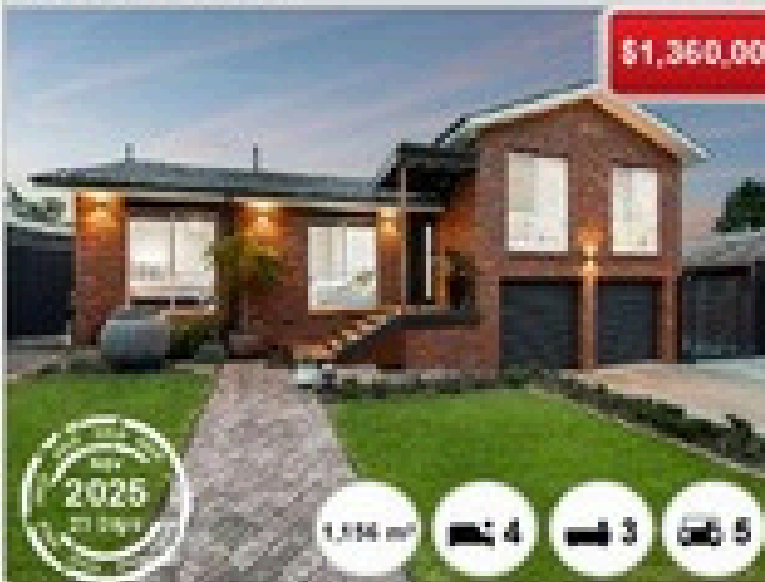


\$1,175,000

2025
24 May

881 m² 5 3 4

12 PRIDDLE ST




\$1,360,000

2025
23 May

1,134 m² 4 3 5

1 WHITFIELD ST




\$1,060,000

2025
23 May

1,878 m² 3 2 2

20 FORWOOD ST



\$1,015,000

2025
23 May

788 m² 4 2 2

Airbnb Income Report

Unit 1

52

4 Twine Place,
Monash ACT, Australia

Market: Australian Capital Territory Submarket: Monash

Submarket Score 4 Bed 2 Bath 8 Guests


Operating Expenses \$21.1K
 Net Operating Income \$40.7K
 Cap Rate ---

\$61.8K
Projected Revenue

58.6%
Occupancy

\$289
Average Daily Rate

Medium
Confidence Score

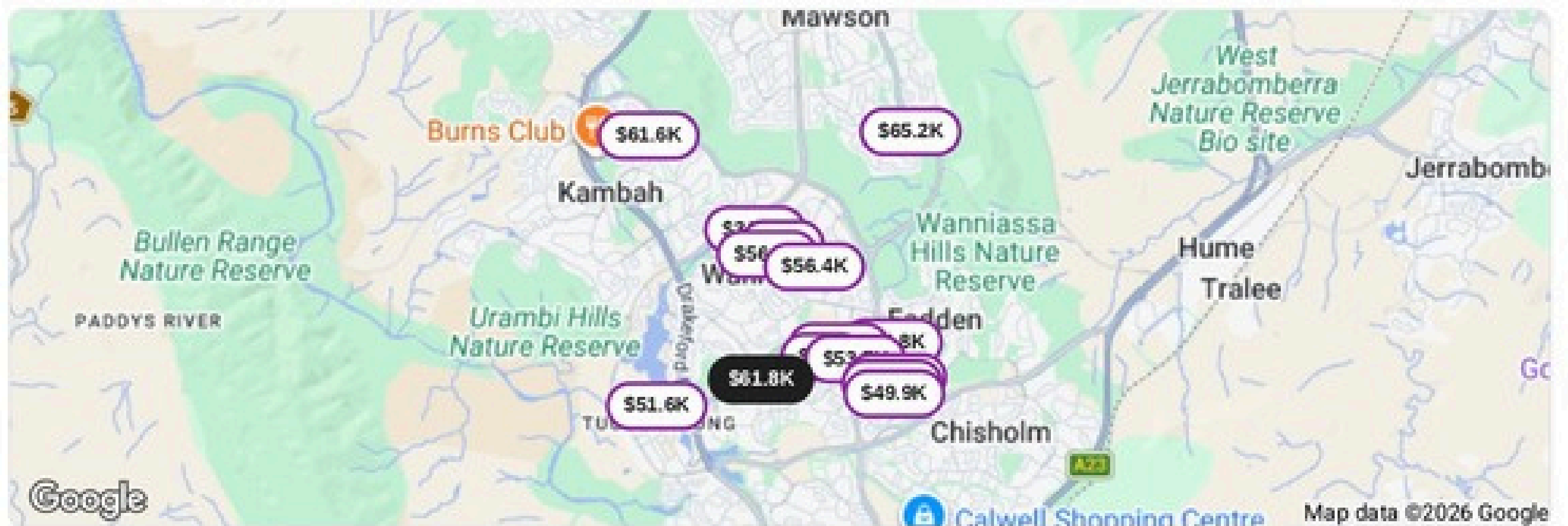


Comparable short-term rental listings

Default Comps

Title	Bedrooms	Baths	Revenue Potential	Days Available	Revenue	Occupancy	ADR
Paw & Family Retreat	3	1	\$37.5K	284	\$33K	69.5%	\$170
Entire home away from home	3	2	\$48.5K	363	\$48.2K	51.5%	\$257.7
Games House	3	2.5	\$47.3K	345	\$44.8K	54.8%	\$237.1
Hidden Gem In Gowrie! Large Family Garden	4	2	\$93.6K	362	\$92.8K	62.2%	\$412.5
Stylish new 3bedrm/2 bath Townhouse +wifi+garage	3	2.5	\$38.6K	361	\$38.1K	44.9%	\$235.2
LUXE large Townhouse 3bedrm/2 bath +wifi+garage	3	2.5	\$50.4K	338	\$48.1K	58.8%	\$242.7
Modern large Townhouse 3bedrm/2 bath +wifi+garage	3	3	\$50.5K	359	\$49.9K	59.3%	\$234.5
Generous 3-Bedroom Stay, Private & Social Spaces	3	3	\$70.6K	270	\$51.6K	44.1%	\$433.3
Tasteful home with lovely views.	4	2	\$86.8K	262	\$65.2K	79.3%	\$315.1
Renovated & Spacious, Homely - 5km to CBR hospital	3	1.5	\$58.1K	358	\$56.9K	80.7%	\$196.8
Stylish 3Bedroom Escape in South Canberra	3	2	\$35.5K	206	\$34.3K	68.5%	\$254.1
Surrounded by reserve next to Erindale amenities	3	1	\$29.1K	345	\$27K	45%	\$188.8

+ 3 additional listings in comp set



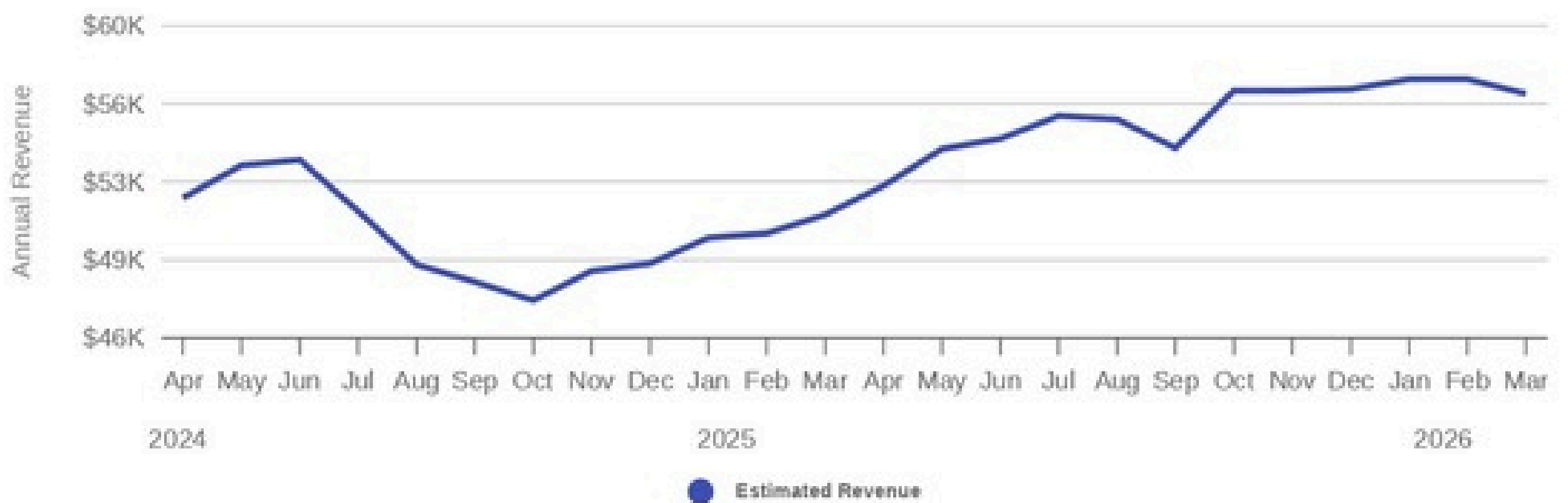
Comparable short-term rental amenities

Air Conditioning	100%	Parking	100%
Dryer	53%	Pool	7%
Heating	93%	Cable TV	87%
Hot Tub	13%	Washer	100%
Kitchen	100%	Wireless Internet	100%

What is the projected monthly revenue over the next year?



How has the annual projected revenue changed over time?




How does the revenue calculator work?

When an address is entered, a list of comparable short-term rentals is compiled and an index is created based on relevance. The more similar a property, the more weight it has on the calculation. It also factors in market-wide metrics such as seasonality, rental demand, and revenue growth.

How are the financial numbers determined?

After the projected revenue is created, we use that amount to generate common expenses associated with running a short term rental. The operating expenses include items such as HOA fees and taxes. The net operating income is calculated by removing the operating expenses from the projected revenue and the cap rate is telling you how much this property can yield.



AirDNA Income Report

Unit 2


52

4 Twine Place,
Monash ACT, Australia

Market: Australian Capital Territory Submarket: Monash

Submarket Score 1 Bed 2 Bath 2 Guests

Operating Expenses	\$12.2K
Net Operating Income	\$23.4K
Cap Rate	---


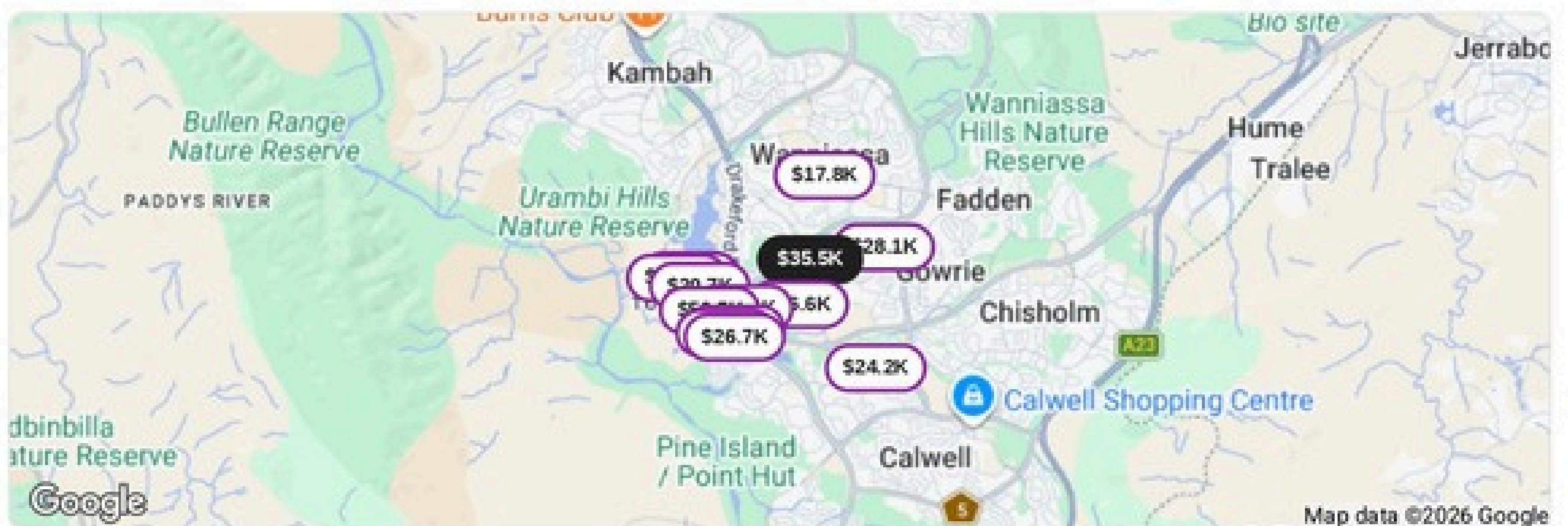


\$35.5K Projected Revenue	60.8% Occupancy	\$160.1 Average Daily Rate	High Confidence Score
------------------------------	--------------------	-------------------------------	--------------------------

Comparable short-term rental listings Default Comps

Title	Bedrooms	Baths	Revenue Potential	Days Available	Revenue	Occupancy	ADR
Studio apartment in Wanniasa.	1	1	\$28.8K	262	\$17.8K	73.1%	\$104.1
Federation Cottage Monash ACT	2	2	\$27.2K	357	\$26.6K	40.4%	\$195.6
Designer Gem! Comfort with Style.	1	1	\$26.8K	363	\$26.7K	45.9%	\$160.7
Blackdiamond 504 - 2Bd/2Bth	2	2	\$41.1K	359	\$40.3K	66.3%	\$169.5
1 Bedroom apartment with all amenities	1	1	\$31.7K	241	\$20.1K	77.3%	\$111.7
Lakeside 1-Bed with A/C, Parking & Balcony	1	1	\$31.3K	275	\$19.1K	49.8%	\$139.6
Bright 1-Bed Apartment with Balcony	1	1	\$33.1K	341	\$31.4K	74.5%	\$125
Modern 3-Bedroom Townhouse in Quiet Greenway	2	2	\$47.3K	355	\$46.2K	56.6%	\$230
Stylish Stay Near Lake Tuggeranong	1	1	\$56.6K	364	\$56.5K	72.7%	\$214.8
Serene Lakeside Stay with Free Parking	1	1	\$35.6K	359	\$35.3K	63.7%	\$169
Tuggeranong Short Stay # 10 - Sleeps 6	1	1	\$26.5K	294	\$20.7K	48%	\$146.5
Make yourself at home	1	1	\$24.3K	363	\$24.2K	80.2%	\$83.2

+ 3 additional listings in comp set



AIRDNA.CO

4 TWINE PL, MONASH ACT 2904, AUSTRALIA

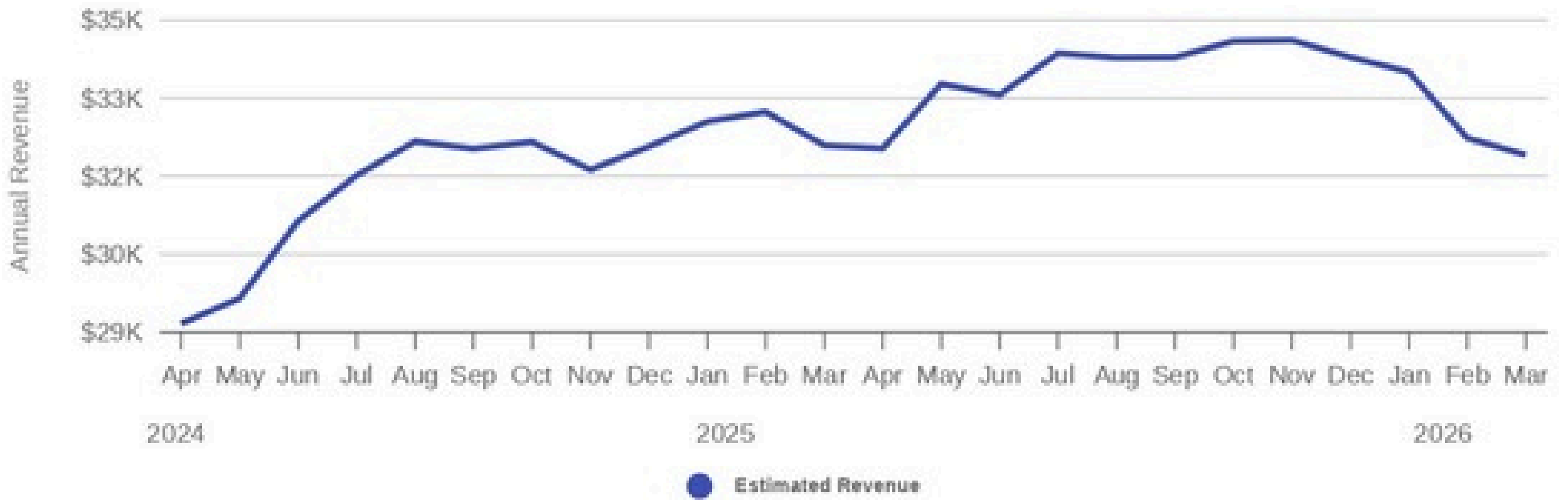
Comparable short-term rental amenities

Air Conditioning	100%	Parking	100%
Dryer	100%	Pool	20%
Heating	87%	Cable TV	93%
Hot Tub	0%	Washer	93%
Kitchen	87%	Wireless Internet	100%

What is the projected monthly revenue over the next year?



How has the annual projected revenue changed over time?




How does the revenue calculator work?

When an address is entered, a list of comparable short-term rentals is compiled and an index is created based on relevance. The more similar a property, the more weight it has on the calculation. It also factors in market-wide metrics such as seasonality, rental demand, and revenue growth.

How are the financial numbers determined?

After the projected revenue is created, we use that amount to generate common expenses associated with running a short term rental. The operating expenses include items such as HOA fees and taxes. The net operating income is calculated by removing the operating expenses from the projected revenue and the cap rate is telling you how much this property can yield.



Building Inspection, Compliance and Pest Report

Unit 1



Residential REPORTS

PRESALE REPORT

1/4 Twine Place

Monash

REPORT PREPARED

20 May 2026



35 Poynton Street Hughes



6288 0402



info@residentialreports.com.au

SITE RECORD

ADDRESS	1/4 Twine Place Monash	
CLIENT	Kylie Fromhold	
OCCUPANCY STATUS	unoccupied - the dwelling was furnished at the time of inspection	
INSPECTOR - Adam Macie	INSPECTION DATE - 15 May 2026	WEATHER CONDITIONS - Fine
JOB REFERENCE - 46944	BLOCK - 6	SECTION - 102

INSPECTION DATA SUMMARY

YEAR OF DEVELOPMENT (APPROX. ISSUE OF FIRST CERTIFICATE OF OCCUPANCY)	<ul style="list-style-type: none"> 1979
AREA DETAILS (APPROX. SQM)	<ul style="list-style-type: none"> Residence - 114 sqm Converted garage - 35 sqm (Class 10a area) Carport - 28 sqm Block size - 476.8sqm
WALL CONSTRUCTION	<ul style="list-style-type: none"> brick veneer construction. For more information: visit residentialreports.com.au, click on 'resource library' and refer to the publication - Brick Veneer Walls
ROOF CONSTRUCTION	<ul style="list-style-type: none"> timber truss construction concrete tile roof covering
FLOOR CONSTRUCTION	<ul style="list-style-type: none"> timber bearers and joists with tongue and groove flooring concrete slab to the extension
ENERGY RATING	<ul style="list-style-type: none"> 1 star
CONSTRUCTION	<ul style="list-style-type: none"> the dwelling is of adequate construction and structural workmanship for this type of residential development and its condition is commensurate with the era of construction, design, age and use
MAINTENANCE	<ul style="list-style-type: none"> there are maintenance items detailed in this report, please read the entire report
TIMBER PEST REPORT	<ul style="list-style-type: none"> please review the entire report, including the <i>Timber Pest Overview and Recommendations</i> section, for complete details and context no evidence of active subterranean termites (live species) was found at the time of our inspection
COMPLIANCE REPORT	<ul style="list-style-type: none"> For details on structures in this block and section, see the compliance report

IMPORTANT: This report is intended to be read in its entirety. You must carefully read the full document including Detailed Inspection Information, Warranty & Use and Scope & Limitations prior to making any critical decisions. The above Data Summary is supplementary to the Report and should not be used as a standalone reference. It is imperative to review the complete Report and in the case of any discrepancies between the Report and the above comments, the information in the detailed Report is the final authority. The reader is requested to immediately contact us if any content is not fully understood and requires clarification or further explanation. We value the opportunity to work on this inspection project and wish you all the best as you evaluate this property.

Signed on behalf of:

Residential Reports Pty Limited ABN 38 609 880 122


Adam Macie

Adam Macie

Building & Timber Pest Assessor

INSPECTION SCOPE – INTRODUCTION FOR THE READER

The reader must refer to the comprehensive Warranty & Use and Scope & Limitations at the end of this report. This report is written with reference to the Australian Standards outlined in our Scope & Limitations and is the result of a largely visual inspection only as required by the Standards. The inspection has been conducted to identify notable defects, insofar as an inspector can reasonably identify them and considering the building's age. Comments are provided primarily for items that could impact property value, normal wear and tear for an older building may not be detailed. If there are any discrepancies between the "Summary" and the Detailed Report, the Detailed Report should be relied upon. Where testing is undertaken and there are adverse findings, details will be noted. We do not inspect features such as electrical appliances, utilities, or swimming pool/s and equipment; qualified technicians should be consulted. This report does not quantify ongoing maintenance, upgrades, cosmetic works, or minor defects. If present, significant defects will be noted, and further investigation may be recommended. Where reference has been made to termites (live species, activity or prior activity) and maintenance or defects of significance, we strongly advise that prior to making any critical decisions, that the services of a suitably qualified tradesperson be engaged to quantify remedial action. Report comments may seem repetitive to emphasise that all inspected elements have been reviewed and a summary of inspection items is included at the end of the report for your reference.



STANDARD INDICATORS EXPLAINED

Our Inspector uses the terms below to describe the condition of building elements. The inspection is visual and conducted under normal lighting. These terms consider factors like the building's age, construction quality and type. Keep in mind that what is considered "good" may vary between an older and a modern building. There are no estimates for repair costs reported, as these depend on your service provider and chosen action:

GOOD	The feature is generally in good condition and does not require major repairs. Minor imperfections in the finish or structure may be present. For elements like windows and doors, the observation refers to a visual inspection only, focusing on substantial defects affecting the property, not operational issues.
FAIR	The feature is functional but has deteriorated and would benefit from cosmetic or remedial repair work.
POOR	The feature in the inspector's opinion, requires remedial action. Repairs or replacement are considered necessary rather than discretionary.
NO SIGNIFICANT DEFECTS	This condition is applied when no significant structural or functional defects are observed. Minor issues may be present, and any remedial action is discretionary.
DEFECTS HAVE BEEN IDENTIFIED	This condition is applied where the inspector has identified defects that require remedial action or investigation considered necessary rather than discretionary.



BUILDING & TIMBER PEST REPORT

IMPORTANT NOTE

Your inspector has conducted a comprehensive visual site assessment following Australian Standards for the Building Report and Timber Pest Report. Whilst the reports are considered separate, we've organised all the data for each area into a single table for your convenience. For example, when commenting on fences, you'll find information on both building maintenance and pest considerations in the one table. Where suspected water leakage, termite activity, active or latent, or building defects have been identified in this report, we strongly suggest further investigation. The reader must refer to the comprehensive Warranty & Use and Scope & Limitations contained in this report as it contains important advice for intending purchasers and for the owner of this building. A proactive approach to building maintenance and timber pest management is essential to the upkeep of the property.

INTERIOR

Bedroom	
ceilings and cornices	good
architraves and skirting boards	good
walls	good
doors and windows internal	fair to good <ul style="list-style-type: none"> the entrance door is binding with the frame, adjustment is required

Bathroom	
ceilings and cornices	fair to good <ul style="list-style-type: none"> the ceiling lining is stained in some areas, we are unable to determine the cause, however the area was dry at the time of inspection. While no current signs of leakage were found, we recommend monitoring for any changes
architraves and skirting boards	good
walls	good
doors and windows internal	good
vanity/hand basin	fair <ul style="list-style-type: none"> the vanity has marks and signs of wear commensurate with its age there are water stains visible underneath the sink. We are unable to determine if there is any ongoing water leakages, however, the area was dry at the time of inspection
shower screen	good
bath	good
ventilation	<ul style="list-style-type: none"> ceiling fan unit (with heat lamps)
water leakage	<ul style="list-style-type: none"> no water leakage detected in accessible areas
wall tiles	fair to good <ul style="list-style-type: none"> there are imperfections to the wall tiling from a previous installation
floor tiles	fair to good <ul style="list-style-type: none"> the floor tile grouting requires repairs in some areas
fit-out	good
hardware, fixtures and fittings	good

Toilet	
ceilings and cornices	good
architraves and skirting boards	good
walls	good
doors and windows internal	good
toilet suite	good
water leakage	<ul style="list-style-type: none"> • no water leakage detected in accessible areas
ventilation	<ul style="list-style-type: none"> • there is no mechanical ventilation
floor tiles	good
hardware, fixtures and fittings	good

Kitchen	
ceilings and cornices	good
architraves and skirting boards	good
walls	good
doors and windows internal	good
sink	good
splashback	fair to good <ul style="list-style-type: none"> • there are loose vinyl tiles to the splashback
ventilation	<ul style="list-style-type: none"> • ventilation is provided by a recirculating range hood
hardware, fixtures and fittings	good
kitchen fit-out	fair to good <ul style="list-style-type: none"> • there are water stains visible underneath the sink. We are unable to determine if there is any ongoing water leakages, however, the area was dry at the time of inspection

Living Room	
ceilings and cornices	good
architraves and skirting boards	good
walls	good
doors and windows internal	fair <ul style="list-style-type: none"> • the windows require adjustment or new rollers to ensure smooth operation • the glazing bead requires refixing

Hallway	
ceilings and cornices	good
architraves and skirting boards	good
walls	good
doors and windows internal	good

Roof Cavity	
insulation	<ul style="list-style-type: none"> the roof cavity is insulated with fibreglass batts
sarking	<ul style="list-style-type: none"> sarking has been installed in the roof cavity. For more information: visit residentialreports.com.au, click on 'resource library' and refer to the publication - Sarking the sarking has been damaged in some areas - holes and tears reduce the effectiveness of the sarking as a moisture and insulation barrier. To maximise benefit, where possible, the sarking should be repaired with bitumen tape
roof construction	<ul style="list-style-type: none"> timber truss construction
termites - roof void	<ul style="list-style-type: none"> no active termites and/or termite damage or workings were observed in the areas accessible at the time of inspection
wood decay - roof void	<ul style="list-style-type: none"> no evidence of wood decay (rot) fungi damage was sighted in areas accessible at the time of inspection
borers - roof void	<ul style="list-style-type: none"> no evidence of borer damage was sighted in areas accessible at the time of the inspection

Interior/Main Dwelling	
termites - interior	<ul style="list-style-type: none"> no active termites and/or termite damage or workings were observed in the areas accessible at the time of inspection
wood decay - interior	<ul style="list-style-type: none"> no evidence of wood decay (rot) fungi damage was sighted in areas accessible at the time of inspection
borers - interior	<ul style="list-style-type: none"> no evidence of borer damage was sighted in areas accessible at the time of the inspection

EXTERIOR

Inspection Items	
roof exterior	no significant defects <ul style="list-style-type: none"> concrete tile roof covering
gutters and downpipes	no significant defects
eaves, fascia and barge ends	no significant defects
wall construction exterior	no significant defects <ul style="list-style-type: none"> brick veneer construction
doors and windows external	no significant defects
floor construction	no significant defects <ul style="list-style-type: none"> concrete slab construction there is no evidence that the floor has any significant defects, floor coverings prohibit a visual inspection so it is possible that some minor defects may be concealed
driveway	no significant defects
paths and paving	no significant defects
steps and stairs external	no significant defects
grounds	no significant defects
fences and gates	no significant defects

Carport	
carport type	<ul style="list-style-type: none"> tandem carport
roof exterior	good <ul style="list-style-type: none"> metal deck roof covering
gutters and downpipes	fair to good <ul style="list-style-type: none"> one of the downpipes is not connected to the stormwater. Where stormwater is not directed into the drainage system, care should be taken to ensure that stormwater is directed away from the building
structural integrity	good <ul style="list-style-type: none"> steel construction
doors	not applicable

Deck	
decking timbers	good
deck support posts	no condition has been applied <ul style="list-style-type: none"> we were unable to inspect all areas of the deck substrate, therefore we cannot comment on the overall condition of posts that are not visible
structural integrity	good
termites - deck	<ul style="list-style-type: none"> no active termites and/or termite damage or workings were observed in the areas accessible at the time of inspection
wood decay - deck	<ul style="list-style-type: none"> no evidence of wood decay (rot) fungi damage was sighted in areas accessible at the time of inspection
borers - deck	<ul style="list-style-type: none"> no evidence of borer damage was sighted in areas accessible at the time of the inspection

Patio	
patio construction	good <ul style="list-style-type: none"> tiled floor construction
drainage	good <ul style="list-style-type: none"> drainage appears to be directed away from the dwelling, however, this was not tested at the time of inspection

TIMBER PEST - OVERVIEW & RECOMMENDATIONS

Overall risk - pest	<ul style="list-style-type: none"> considering all of the relevant factors, it is our opinion that the overall degree of risk of timber pest infestation to the property is HIGH - we strongly recommend that regular inspections are undertaken
Evidence of timber pests	<ul style="list-style-type: none"> no evidence of active subterranean termites (live species) was found at the time of our inspection
Evidence of a termite nest	<ul style="list-style-type: none"> no, please read the report in full
Evidence of a pest treatment	<ul style="list-style-type: none"> we found no evidence of any recent termite treatment or durable notice at the time of inspection
Pest treatment required?	<ul style="list-style-type: none"> considering there is no evidence of a pest treatment, we recommend that a regular pest management program in accordance with Australian Standard 3660.1 to prevent subterranean termites from infesting the property be implemented. A proactive approach to Timber Pest Management will offer the highest protection for the building. A management proposal can be obtained by contacting our office on 6288 0402, or please contact your regular inspector.
We recommend pest inspections are conducted every:	<ul style="list-style-type: none"> 6 to 12 months
Drainage and ventilation	<ul style="list-style-type: none"> concrete slab construction - not applicable
Mould	<ul style="list-style-type: none"> mould was not observed at time of inspection <p>Mould on walls and ceilings etc; is an indicator of high moisture or very poor ventilation. If reported you should commission further investigation by a builder or an Industry Hygienist as its presence may indicate a water leak, wood decay or termites behind the wall or ceiling sheeting.</p>
Weep holes	<p>Were the weep holes clear allowing the free flow of air?</p> <ul style="list-style-type: none"> yes <p>Weep holes are small openings that allow water to drain from within an assembly. Weeps are located at the bottom of the building to allow for drainage. It is important that soil, lawn, concrete paths or pavers do not cover the weep holes. Sometimes they have been covered during the rendering of the brick work. They should be clean and free flowing. Covering the weep holes in part or in whole may allow undetected termite entry.</p>
Slab edge exposure	<p>Is the slab edge exposed?</p> <ul style="list-style-type: none"> no, not applicable as construction is an infill slab <p>Where external concrete slab edges are not exposed there is a high risk of concealed termite entry. In some buildings built since July 1995 the edge of the slab forms part of the termite shield system. In these buildings an inspection zone of at least 75mm should be maintained to permit detection of termite entry. The concrete edge should not be concealed by render, tiles, cladding, flashings, adjoining structures, paving, soil, turf or landscaping etc. Where this is the case, you should arrange to have the slab edge exposed for inspection. Concealed termite entry may already be taking place but could not be detected at the time of the inspection. This may result in concealed timber damage.</p>

Termite shields (ant caps) cont.	<p>In our opinion the termite shields appear to be:</p> <ul style="list-style-type: none"> • not applicable, concrete slab construction <p>Termite Shields should be in good order so termite workings are exposed and visible. This helps stop termites gaining undetected entry. Joins in the shielding should have been soldered or sealed with an approved sealant as per AS 3660 during the installation. Whenever it is observed that the joins in the shielding have not been soldered then the shielding must be reported as inadequate. It may be possible for a builder to repair the shielding. If not, a chemical treated zone may need to be installed to deter termites from gaining concealed access to the building. Missing, damaged or poor shields increase the risk of termite infestation. Other physical shield systems are not visible to inspection and no comment is made on such systems.</p>
Hot water, air conditioning and water tanks	<p>Units that release water alongside or near to building walls need to be connected to a drain. If this is not possible then their water outlet needs to be piped several meters away from the building, as the resulting wet area is highly conducive to termites.</p> <p>Is there a need for work to be carried out?</p> <ul style="list-style-type: none"> • yes - hot water unit
General recommendations	<ul style="list-style-type: none"> • As this property is located in an area where subterranean timber pests are commonly found we strongly recommend that you have regular inspections carried out no later than every 6 - 12 months (or as specifically recommended above) to ensure that there is no termite activity present in your buildings and structures. • Any untreated timbers in direct contact with the soil are very conducive to attack from subterranean termites. These should be removed and replaced with a material not conducive to attack such as brick, stone, concrete or treated timber. • Garden beds, mulch and foliage against the structure can create conditions that are highly conducive to timber pest attack. Clearing is recommended.

It should be noted that if the risk factor specified in this report is considered to be high it is encouraging awareness that increased vigilance is warranted. Any recommendations regarding reducing conditions that are conducive to timber pests or frequency of inspections must be observed. If termite activity, active or latent, has been identified in this report, we strongly suggest an invasive inspection is carried out. To safeguard against potential timber pest attack, we recommend that a full inspection be undertaken every 6-12 months at a minimum or as specifically recommended above. We strongly encourage the property owner to consider implementing a Timber Pest Preventative Management Plan, which includes periodic Termite Inspections. A proactive approach will help ensure the ongoing protection of the property. Please call our office on 6288 0402 for advice and information or to arrange a customised schedule for this building or contact your regular inspector.

COMPLIANCE REPORT

Plan No. (if applicable)	Description	Date of COU Approvals (Certificate of Occupancy)	Comments
53550/B+/C	dual occupancy additions	03/06/1991	
986360/A	garage, shower & wc	04/02/2000	
	garden shed		<ul style="list-style-type: none"> the dimensions of the structure are exempt from approval, however, the structure is located on an easement
	carport		<ul style="list-style-type: none"> approval is required the structure exceeds allowable dimensions for exemption roofed structure over 25 sqm
	deck		<ul style="list-style-type: none"> approval is not required

For any incomplete approvals please email acbuildingconveyance@act.gov.au for further information on how to complete.

COMPLIANCE REPORT NOTATION

IMPORTANT NOTE - We obtained a Building File from Access Canberra to complete this Compliance Report. This report relates to Building and Development approvals only. The building file may contain floor plans, elevations, Certificates of Occupancy & Use, index, survey reports, and drainage plans. Our report is based on examining these documents and conducting a visual inspection, focusing on compliance matters from the provided file. Please be aware that if plan details are unclear or compromised, we are not liable for any omissions or errors. Refer to more details about Compliance in our Scope & Limitations. For information regarding current dimensions and approvals you can visit: planning.act.gov.au/topics/design_build/da_assessment/exempt_work

EASEMENTS - An easement is a section of land registered on your property which gives another party the right to access it for a specific purpose. An example is a section of the property that contains municipal services such as electricity, or drainage infrastructure. If a structure requires approval and is located on an easement the appropriate utility provider is consulted during the certification process and it is they who determine if an application for approval will be supported.

TCCS, PLUMBING & ELECTRICAL APPROVAL - If this report notes structures or alterations that require Transport Canberra & City Services (TCCS), Plumbing or Electrical Approval or cites plumbing and electrical additions and or alterations, please note that approval may have been granted, however, documentation is not provided in the building file. The Environment & Planning Directorate or the owner may have further information.

DEVELOPMENT APPROVAL - If this report identifies structures that require Development Approval, information relating to the status of Development Approvals will be shown on the Lease Conveyancing Enquiry provided by the solicitor. This will be included in the Conveyancing Contract for Sale. The status of a pending Development Approval is not contained within the building file we receive.

SWIMMING POOLS & SPAS - The ACT Government has introduced reforms to home swimming pool safety, with a focus on swimming pool safety barriers. The reforms commence on 1 May 2024, with a four-year transition period. The scheme imposes requirements for information about the safety standard of a regulated swimming pool to be disclosed on the sale of a property. Owners must provide prescribed information including: exemption certificate, compliance certificate, swimming pool disclosure statement, certificate of occupancy for the pool and safety barriers that is not older than 5 years and 'Pool Owners Guidance Material' which outlines the obligations on owners of premises on which a regulated swimming pool is located. If this information is not provided in this report, you must request a copy. For more information on the reforms visit the ACT Government's Planning website.

EXTENSIONS - Where an extension or addition has been made to a property, it can create a potential gap or discontinuity in the termite barrier system. This gap occurs between the original structure and the new addition. Termite barriers are critical in aiding the prevention of undetected subterranean termites from entering the dwelling, and any interruption in the barrier can compromise its effectiveness. We are unable to report on the existence, condition or continuity of the termite barrier system between the existing dwelling and additions or alterations.

PROPERTY ACCESS

Restricted access caused by stored goods, furnishings, window treatments, floor coverings, security devices, vegetation, duct work, confined spaces, insulation and other impediments will limit the scope of this inspection. Whilst every effort has been made to conduct a comprehensive roof cavity and subfloor inspection there are limitations relative to safe access requirements which include low clearances, the availability of safe walk-ways and work-safe temperatures, which when applicable, will limit the inspection. The roof exterior is inspected when accessible from a 3.6 metre ladder, or from ground level where there are height restrictions. Only structures, fences and/or trees within 30m of the building but within the property boundaries were inspected. No inspection was made, and no report is submitted with respect to inaccessible areas. These include, but may not be limited to, cavity walls, concealed frame timbers, eaves, flat roofs, fully enclosed patios, subfloors, soil concealed by concrete floors, wall linings etc. Where a property is furnished at the time of the inspection the furnishings and stored goods may be concealing evidence of Timber Pest Activity. This evidence may only be revealed when the property is vacated. A further inspection of the vacant property is strongly recommended in this case. Please note where a complete inspection of any area was not possible, timber pest activity and/or damage may exist in these areas. Prior to making any critical decisions, further inspections are strongly recommended to areas where reasonable access is unavailable, obstructed or restricted or a high risk of possible timber pests and /or damage exists.

2/4A Twine Place Monash	
Area	Restrictions
INTERIOR	access during inspection of the interior of the property was restricted by: - furniture and stored goods including in cupboards and under sink units - window treatments and floor coverings
SUBFLOOR	there is no subfloor, the dwelling is constructed on a concrete slab
ROOF CAVITY	our inspection of the roof cavity was restricted by: - low clearances - insulation covering the ceiling framing - inspection around the eaves was restricted due to low pitch and clearances - sarking and duct work
ROOF EXTERIOR	roof exterior: - safety harness anchors and edge restraints were not available. Work Health and Safety regulations required a top of ladder inspection
GROUNDS & EXTERNAL STRUCTURES	access to the inspection of grounds/external structures was restricted by: - vegetation restricted visual inspection to some areas - the deck is fully enclosed and there is no access underneath the structure

WARRANTY & USE OF OUR REPORTS

This report is **intended to be read in its entirety**. The report is written solely for the use and benefit of:

The Client named in this report

The Purchaser of the property

No liability or responsibility in contract or tort or statute is accepted to any Other Party who may rely on the report wholly or in part. Any Other Party acting or relying on this report, wholly or in part, does so at their own risk. Additionally, no liability or responsibility will be accepted if the invoice for this report is not paid on or before settlement of the sale contract or within one hundred and eighty (180) days from the date of inspection.

No liability shall be accepted on account of failure of the report to notify any termite activity and/ or damage present at or prior to the date of the report in any areas of the subject property physically inaccessible, or to which access for inspection is denied by or to the Inspector including but not limited to any areas so specified by the Report. Furthermore, we do not assume liability for any omissions, errors, or inaccuracies in documents provided by external agencies, the client, or their representative. The report is only an opinion of Residential Reports and is valid for one hundred and eighty (180) days from the date of inspection as per the Civil Law (Sale of Residential Property) Act. No liability will be accepted or claims considered after the expiration of this period of liability.



Before the property exchange, you will have the opportunity to attend a pre-settlement inspection to conduct your due diligence. Carefully consider the building's age and its impact on elements like windows, doors, and cupboards. Our inspectors do not assess ongoing maintenance, and as such you or your representative should personally appraise relevant building elements. If it is claimed that there is an omission relating to this report, Residential Reports must be notified in writing before any action is taken. No liability shall be accepted where any costs (including for remedial action or professional advice) are incurred by the claimant prior to Residential Reports receiving written notification along with evidence of the defect or omission, being given a reasonable opportunity to re-inspect the property, obtain professional advice and propose a resolution or arrange for rectification work to be undertaken. Unless costs are specified and agreed to in writing, no liability will be accepted. No liability shall be accepted for any costs incurred in excess of the reasonable costs required to rectify the defect or omission claimed. *This report supersedes any other report, verbal or written, given to you by this company in respect of this property. If you have questions or do not understand any part of this document and require clarification, please contact us prior to acting on this report. Copyright remains with Residential Reports, the report content, style and presentation is not to be copied or reproduced without written authority of the Company.*

SCOPE & LIMITATIONS OF OUR INSPECTION

This report has been prepared as a result of a largely **VISUAL INSPECTION ONLY** with limited operational testing conducted as required by Australian Standard AS 4349.0-2007 Inspection of Buildings (General requirements), AS 4349.1-2007 Inspection of Buildings (Pre-purchase inspections - Residential Buildings) and AS 4349.3 - 2010 Inspection of Buildings Part 3: Timber Pest Inspections. It is limited to the condition of those areas of the property that were fully accessible (see Safety and Reasonable Access) and visible to the inspector at the time of inspection. In the case of a Strata type property, our inspector only undertakes an examination of the interior of the unit. You must read the entire report and Scope & Limitations sections before reaching any conclusions regarding our opinion of the property's condition. Any person relying on this report acknowledges the following clauses, which define the Scope and Limitations of the inspection and form an integral part of the report.

LIMITATION OF LIABILITY

This report is valid on the date of inspection. Responsibility is not accepted for any matter that is not evident, or, for any deterioration of the property that occurs after the date of the inspection. The inspection is a visual assessment only.


The operation/working condition of limited features may have been commented on during the course of our inspection. Operational testing is limited, where testing occurs and a defect is identified, this defect may be noted in the Report if it is a major defect and may be investigated further to provide more detail. However, this does not impose on the inspector any further obligation to test each same item, nor does it impose an obligation to make note if in the inspector's reasonable view, the defect is not a major defect. There is no guarantee

that items referenced will operate as intended at a later date. Prior to purchase, the purchaser must conduct their own due diligence most particularly where defects have been documented in this report so that they are able to quantify the extent and cost of required remedial action. The Purchaser acknowledges that they should not solely rely on this Report as to the exact condition of the property and that they should obtain independent advice from a qualified technician relative to required remedial actions.

Concealed areas are not reported on. Concealed defects may include, but are not limited to:

- Breakage, blockage or interference with concealed pipes, concealed window and door mechanisms
- Defective service installations
- Any part of the structure which is underground or concealed e.g. footings, wall and ceiling framing, concealed floor structures
- Areas concealed by furnishings, fixtures and fittings or stored goods, low clearances or where safe access is not possible.

Responsibility is not accepted for defects which are latent or otherwise not reasonably detected in a visual inspection without interference with, removal or breaking apart of any of the structure including fixtures, fittings, furniture, insulation or stored items within and around the building. The inspector notes that some defects may be concealed, obstructed and/or inaccessible at the time of the inspection. The reader should be aware that various features of the property such as large and heavy furniture, as well as electrical goods including washing machines and fridges may obstruct the view of the inspector and/or make possible defects inaccessible such that their visibility to the inspector is limited and they may not be identified. The Purchaser acknowledges that Residential Reports will not accept any liability for concealed, obstructed and/or inaccessible defects that the inspector does not identify.



EXCLUSION OF ITEMS FROM INSPECTION

AS 4349.1 – 2007 excludes reporting of the following items: Footings below ground, concealed damp-proof course, electrical installations, operation of smoke detectors, light switches and fittings, TV, sound and communications and security systems, concealed plumbing, adequacy of roof drainage as installed, gas fittings and fixtures, air-conditioning, automatic garage door mechanisms, swimming pools and associated filtration and similar equipment, the operation of fireplaces and solid fuel heaters, including chimneys and flues, alarm systems, intercom systems, soft floor coverings, electrical appliances including dishwashers, incinerators, ovens, ducted vacuum systems, paint coatings, except external protective coatings, health hazards (e.g., allergies, soil toxicity, lead content, radon, presence of asbestos or urea formaldehyde), timber and metal framing sizes and adequacy, concealed tie-downs and bracing, timber pest activity, other mechanical or electrical equipment (such as gates, inclinators, soil conditions, control joints, sustainable development provisions, concealed framing-timbers or any areas concealed by wall linings/sidings, landscaping, rubbish, floor covers, furniture and accessories, stored items, insulation, environmental matters (e.g., BASIX, water tanks, BCA Environmental Provisions), energy efficiency, lighting efficiency.

WHAT THE INSPECTOR EXAMINES TO PREPARE A PROPERTY REPORT...

...AND IMPORTANT NOTES ABOUT THESE AREAS

The following outlines aspects of the property that can be examined through visual inspection, derived from the Australian Standard AS4349.1 – 2007. Comments are generally provided only if significant issues are found. The inspector didn't move or remove any coverings or furnishings, which could hide defects. Damage to concealed structures or pest activity may not be visible due to foliage or other obstructions. This report is a guide for potential buyers and should complement your own inspection and due diligence. Some aspects are subjective, so consider factors like presentation, past maintenance, and construction age when forming opinions.

DOORS & DOOR FRAMES - Defective hardware – significant, rotting/corroded frames, loose/badly fitting doors, damage.

EXTERNAL ROOF COVERING, FASCIAS, GUTTERS & DOWNPIPES - Tiles/slates, sheet roofing, flashing, skylights, vents, downpipes, valleys, guttering, eaves, fascia boards, barge ends. Roof waterproof integrity and roof drainage is not tested during our inspection therefore it is not possible to determine the effectiveness of the roof cover and drainage system under all conditions. It is important to note that a visual inspection of the roof covering may not identify roof leakages. Roof design can have a significant impact on roof drainage. Low pitched construction can, in adverse weather conditions lead to flooding of the roof cover. Effective roof drainage is absolutely critical for a flat framed or low pitch roof. Flooding of the roof cover can result in water ingress within the building envelope. Roof drainage and the stormwater systems are not tested at the inspection. Inadequate, blocked or non-existent stormwater drains are often accountable for problems relating to roof drainage. Repainting of timber can mask the existence of timber rot. We cannot guarantee that all timbers are sound. A visual inspection may not, in some circumstances, detect roofing timbers affected by rot.

EXTERNAL WALLS & NON-STRUCTURAL RETAINING WALLS - Bricks, mortar, render, cracking/movement, dampness, visible flashing, weep holes, joint sealants, perpend, decay. Settlement cracks, if present, need to be monitored over a period of time to determine if an ongoing structural problem exists. If any reference has been made in this report to cracking, settlement and/or movement, it should be noted that we are not experts in this area and further advice, if considered necessary, should be obtained from a Structural Engineer.

FENCES & GATES - Palings/panels, rails, posts, sagging, timber decay (rot).

FLOORS - **TIMBER**: Springy or squeaky boards/sheeting, timber decay (rot), out of level – significant, undulations – significant, dampness/water damage; **CONCRETE**: cracking, out of level – significant; **HARD FLOORING**: cracking, loose or drummy units, dampness/water damage

INTERNAL ROOF SPACE - Framing, insulation, sarking, party walls (if applicable). Sarking is a foil insulation/vapour barrier. Used in conjunction with bulk insulation, sarking provides an ideal insulation system for the control of heat and condensation. Sarking can only be installed during construction.

KITCHEN - Fit out, sealants, ventilation, taps, leakage, sink, drummy/cracked/missing tiles, grout defects. This report does not cover any matters relating to the operation of electrical or gas appliances. Any comments made in this regard are from a general observation only.

PAINTWORK - The condition of painted surfaces is often a subjective matter. Areas that appear to be acceptable when furnished may not always be considered so when devoid of obstructions. Paint work is normally not considered in Property Inspections. To prevent wood decay of timber surfaces and deterioration of metal components, the condition of these surfaces should be monitored, and repainting carried out regularly. Corrosion of any metal roof sheeting should be repaired, treated and painted to avoid water leakages. Painted surfaces can mask areas where timber has deteriorated. Our visual inspection may not detect instances where this has occurred. The opinions provided here are of a general nature only, given that there can be significant differences in the condition of painted surfaces in each area of the property. The reader of this report is urged to conduct their own detailed inspection before reaching a conclusion regarding the acceptability of painted surfaces

PATHS, PAVING & DRIVEWAY - Cracking, movement, uplifting, sinking, alignment, roof penetration.

SPECIAL PURPOSE REPORTS - Improvements such as swimming pools and spas are subject to a Special Purpose Report and are not included in our inspection and reports. We recommend that a qualified technician be engaged to report on these items and to advise on current regulations relating to safety fencing and equipment.

STAIRCASES - Stringers, handrails, balustrades, newel posts, treads (goings), risers

SUB FLOOR - Dampness, debris, drainage, ventilation, cracked or leaking pipes; **TIMBER CONSTRUCTION**: bearers & joists, framing, piers/stumps; **SUSPENDED CONCRETE FLOOR CONSTRUCTION**: concrete condition, cracking. If moisture is noted, it is recommended that the sub-floor area be monitored to ensure that surface and sub-surface moisture ingress is not an ongoing issue. If the area remains damp, consideration should be given to upgrading subterranean and surface drainage systems to ensure that moisture is directed away from the building foundations and the sub-floor area is kept dry. A qualified drainage expert should be consulted with regard to drainage issues.

Foundation problems are caused by reactive soil types and trees and gardens being planted too close to the building. Generally, clay soils which are common in the ACT, are reactive soils. Large trees use vast amounts of water and can quickly draw moisture out of the ground during dry periods, this results in destabilised moisture content of the soils around the building and ultimately may cause a foundation problem. Over watering gardens close to the building may have the opposite effect, especially with clay soil. Over watering increases the moisture content of the soil which can result in "heaving" of the foundations adjacent to the garden. When watering close to the building you should avoid 'pooling' of water in a particular area, as this also affects the moisture content of the soil which in turn can cause damage to footings and foundations. Too much or too little water near the perimeter of the building may cause serious problems with foundations and footings and damage can cause major structural problems, resulting in costly repairs.

HINTS FOR AVOIDING PROBLEMS AND COSTLY REPAIRS:

- Water gardens evenly close to the building and do not over water
- Ensure the ground is graded away from the walls of the building and that the property has adequate drainage
- Promptly repair broken downpipes, leaking taps, sewerage pipes and other water services
- Hot water system overflows should be directed away from the area immediately adjacent to the foundations and the services maintained to ensure excessive leakage does not occur
- Garden beds should not be located against the house

TIMBER PESTS - Our visual inspection is undertaken to identify the following timber pests: Subterranean termites, Borers, Timber decay (rot) fungi. Where applicable and where there is reasonable access, the following areas are examined: interior and exterior of structures, roof cavity, subfloor, garage or carport, garden and storage sheds/outbuildings, retaining walls and garden borders, pergolas and decks, structures, fences and trees within 30m of the building within the boundaries of the property. Water leaks: especially in the subfloor or against external walls e.g. leaking taps, roofs or down pipes, increases the likelihood of termite attack. Leaking showers or leaks from other 'wet areas' also increase the likelihood of concealed timber pest attack. Where evidence of termite activity was found in the grounds then the risk to buildings is very high. A treatment to eradicate the termites and to protect the building(s) should be immediately carried out. Where the evidence of termite workings (including dormant mud leads) was found in the grounds or the building(s) then the risk of a further attack is very high. If live termites or any evidence of termite workings or damage was reported within the building(s) or in the grounds and fences then it must be assumed that there may be concealed termite activity and/or timber damage. This concealed activity or damage may only be found when alterations are carried out such as when wall linings, cladding or insulation are removed or if you arrange for an invasive inspection. In situations where visual evidence of termite activity or damage is reported, but no live termites were observed during the inspection, it's important to recognise that termites might still be active in the immediate vicinity, potentially causing further damage. Determining whether the infestation is active or inactive requires multiple inspections over time, as various factors, such as prior disturbances, climatic conditions, or the termites finding an alternative food source, can influence their presence during a single inspection. To safeguard against potential termite-related issues, we recommend continued, regular inspections. **An invasive inspection is also an option for a more comprehensive assessment. We strongly encourage the property owner to consider implementing a Timber Pest Preventative Management Plan, which includes periodic Termite Inspections. This proactive approach will help ensure the ongoing protection of the property against potential termite threats. Please call our office on 6288 0402 for information and to arrange a customised schedule for this building or contact your regular inspector.**

WALL CONSTRUCTION - Distortion (significant), nail popping, defective lining, dampness/water damage, cracking, defective or damaged plaster/render. Settlement cracks, if present, need to be monitored over a period of time to determine if an ongoing structural problem exists. If any reference has been made in this report to cracking, settlement and/or movement, it should be noted that we are not experts in this area and further advice should be obtained from a Structural Engineer.

WATERPROOFING - A VISUAL INSPECTION OF THE AREA CANNOT PROVIDE CONCLUSIVE EVIDENCE THAT THE AREA IS WATERPROOF. Compliance with Australian Standard AS 370-2004 Waterproofing of Wet Areas is critical to meeting waterproofing requirements. Should conclusive evidence be required regarding the integrity of waterproofing of wet areas, in particular shower areas, we recommend that a qualified technician be engaged to complete a comprehensive test to include:

- Capping the shower rose and leaving the water reticulation system under pressure and then checking for evidence of water leakage around tap spindles etc. (the sound of escaping air when the shower rose cap is removed indicates a watertight system). The technician may be engaged to complete a comprehensive pressure test of the entire water reticulation system.
- Plugging the floor drain of the shower cubicle and filling the base with water to the maximum level. Allowing the water to remain in the base for an extended period and checking that the level has not dropped. If the water has diminished it is most likely that the waterproofing system has failed.

WET AREAS - Fixtures and fittings, ventilation, cistern/pan, taps, basins, tubs, leakage, sealants, drummy/cracked/missing tiles, grout defects, vanity, shower leakage, broken/cracked glass. If a wet area was not in service prior to and or at the time of inspection and no elevated moisture readings were recorded, or there was no visible evidence of current water leakage, then it is possible that an existing water leak will remain undetected.

WINDOWS - Putty/glazing sealant, broken glass, rotting frames (timber), corrosion (metal), sills, fittings/hardware, damage. In most cases access to windows is restricted by window treatments, furniture or security locks. Older style timber windows can sometimes bind with the frame. This is viewed as a general maintenance issue. Sash windows sometimes require maintenance to the window balance mechanism or sash cords. A visual inspection cannot provide a guarantee that windows will operate smoothly. Sometimes window runners, sashes and balance mechanisms will require maintenance or replacement.



SAFETY & REASONABLE ACCESS

Australian Standard 4349.1 – 2007 3.2.2 The extent of accessible areas shall be determined by the inspector at the time of inspection, based on the conditions encountered at the time of inspection. The inspector shall also determine whether sufficient space is available to allow safe access. The inspection shall include only accessible areas and areas that are within the inspector's line of sight and close enough to enable reasonable appraisal. The Australian Standard 4349.3 defines reasonable access as "areas where safe, unobstructed access is provided and the minimum clearances are available; or, where these clearances are not available, areas within the consultant's unobstructed line of sight and within arm's length. NOTE: Reasonable access does not include removing screws and bolts to access covers." Reasonable access is determined in accordance with the provisions of the following WHS requirements;

Area	Access Manhole MM	Crawl Space MM	Height
Subfloor	500 x 400	VERTICAL CLEARANCE - Timber Floor: 400* Concrete Floor: 500	Height
Roof Interior	400 x 500	600 x 600	Accessible from a 3.6 m ladder
Roof Exterior			Accessible from a 3.6 m ladder

* To underside of bearer, joist or other obstruction to access.

ROOF COVER INSPECTION

Work Health and Safety requirements determine that an inspector accessing a roof cover must be protected by harnessed safety lines and or edge protection. These safety measures are not practical during a presale inspection, therefore, this report is restricted to a "top-of-ladder" inspection. This report is not a guarantee that defects and/or damage do not exist in any part of the property not specifically seen and described by the inspector. This report is not a warranty against problems that may develop in the future.

CEILING CAVITY INSPECTION

Work Health and Safety requirements determine that an inspector entering a ceiling cavity or similar space must have direct access to properly constructed walkways (sometimes referred to as catwalks) to eliminate the possibility of falling through the ceiling lining to the floor below, a fall that could result in serious injury. Generally, walkways are limited in a ceiling cavity so invariably sections of the roof structure will be inspected from a distance with the inherent limitations associated with limited access and often an impaired line-of-sight. Safety requirements prevent the inspector from traversing a ceiling cavity where safety elements are not available. This report is not a guarantee that defects and/or damage do not exist in inaccessible areas.

WORK HEALTH & SAFETY ACT 2011

A non-residential building and the common property of some group residential buildings will fall within the definition of a workplace for the purposes of the Work Health and Safety Act 2011. The owners of workplaces must ensure that:

- Premises are safe and without risk
- Plant and substances are used without risk
- Workers are trained in WHS, are aware of their obligations and do, in fact, act in a safe manner

A pre-purchase building inspection may identify some safety issues in the common area but it is not an audit conducted for that specific purpose. It is essential that every Owners' Corporation or Company consult an appropriately qualified specialist to ensure it meets its legislative obligations.

SAFE WORKING TEMPERATURES FOR THE INSPECTOR

When the temperature of a workspace (for example a ceiling cavity) exceeds the level considered to be safe according to WHS guidelines, the inspector will complete a risk assessment and the inspection will be limited accordingly. In the event that the inspector determines that the temperature exceeds safe working limits, generally, the inspection will be limited to the area immediately adjacent to the access for inspection.

PROPERTY REPORT

This report does not and cannot make comment upon: defects which may have been concealed; the assessment or detection of defects (including rising damp or leaks) which may be subject to the prevailing weather conditions; whether or not services have been used for some time prior to the inspection and whether this will affect the detection of leaks or other defects; the presence or absence of timber pests; gas fittings; environmental concerns; the proximity of the property to flight paths, railways, or busy traffic; noise levels; health and safety issues; heritage concerns; security concerns, fire protection; site drainage (apart from surface water drainage). The operation of swimming pools and spas; detection and identification of unapproved building work; detection and identification of illegal or inadequate plumbing or electrical work; durability of exposed finishes; neighbourhood problems; document analysis; any matters solely regulated by statute; any area or item that could not be inspected by the inspector. Unless otherwise specified, no examination has been made of any documentation of any type. We have not referred to statutory authority records nor have we examined any survey or water and sewerage service diagram, or any other document prepared by any statutory authority or other party. Stock images in the report are for presentation purposes only and are not images of the subject property.

PURPOSE OF THE REPORT - The purpose of this report is to identify major defects in the building, decks, pergolas, garages and other similar significant improvements insofar as a property inspector can reasonably identify those defects. Structures, not limited to but including, garden sheds, play equipment, garden trellis, swimming pools and spas are not inspected or included in this report. A Special Purpose Report may be commissioned for these types of improvements. This report contains numerous observations but is not intended to list every defect. Defects are common to all structures and generally are commensurate with the age of the construction and use. Ongoing maintenance, upgrading or replacement requirements, cosmetic works and minor defects or faults are subjective and have not been included.

CONCEALED SURFACES - The inspection did not include breaking apart, dismantling, removing or moving objects, including but not limited to foliage, mouldings, roof insulation or sisalation, floor or wall coverings, sidings, ceilings, floors, furnishings, equipment, appliances, or personal possessions. The inspector cannot see inside walls, between floors, inside skillion roofing, behind stored goods or any other areas that are concealed or obstructed. The inspector did not dig, gouge, force or perform any other invasive procedures. Visible timbers have not been destructively probed or hit. In an occupied property, furnishings or household items may be concealing defects. Some defects may only be visible once furniture and other items have been removed from a property or when alterations are carried out. Built-in cupboards are usually filled with personal items and clothing. Some exterior surfaces may be obscured due to overgrown vegetation. Therefore, we cannot comment on the condition of the surfaces obscured or concealed by these or other items.

WATER PENETRATION & ROOF DRAINAGE - Some water penetration problems and/or dampness within a building do not become apparent and may not be detected unless there has been recent heavy rain or prolonged periods of rain. If moisture has been identified by the inspector using electronic testing equipment, then it will be noted in the report. Roof drainage is not tested. Therefore, no guarantee is given or implied that the roof will remain weatherproof in all weather conditions. If there is reference in the report to water stains within the interior of the property this may be evidence that the roof and or drainage system has previously leaked. We recommend that you contact a suitably qualified roofing expert to discuss the probability of ongoing water leakages in the building. Particularly with respect to older properties and where the roof has a low pitch, engaging the services of qualified roof plumber to provide an expert opinion should be considered. The very best roof drainage systems can fail in extreme weather conditions sometimes impacted by conditions not related to the property under review. (Blocked or impaired stormwater drains for example).

FIRE PROTECTION EQUIPMENT & ORDINANCE REQUIREMENTS - These are not covered by this report and these matters should be checked with the statutory authority. Any fire protection equipment has not been tested, e.g. smoke detectors etc.

HAZARDOUS MATERIALS & CONTAMINATION - Our inspection and report does not cover any hazardous materials or prior use of the land and building or any chemicals applied to land and buildings, which may have caused contamination.

RETAINING WALLS & STRUCTURAL COLUMNS - We are not engineers. Comment in respect of large and/or structural retaining walls and columns are beyond the scope of this report. It is not possible to determine from a visual inspection whether a retaining wall or column has been built in accordance with sound engineering principles and, even if it has, whether it is or will remain sound. An engineer should be consulted in any case where there are large, or structural, retaining walls, columns or similar building elements.

INTERNAL WALLS & CEILINGS - Movement cracking in ceiling and wall linings are common to most structures particularly older developments. Mostly they are cosmetic and generally have no structural implications. Reparation is usually undertaken during routine maintenance. Undulations in ceiling linings are often associated with older structures and are a result of the deterioration of the adhesive used to fix plasterboard to the ceiling battens. Typically, this is a cosmetic defect, however, in some circumstances the plasterboard may require refixing to the battens.

CRACKING/SETTLEMENT/MOVEMENT & STRUCTURAL INTEGRITY - Where reference has been made in this report to cracking, settlement, movement or an opinion has been provided on structural integrity, it is important to note that we are not experts in this area and our advice is limited accordingly. If considered necessary, further advice should be obtained from a Structural Engineer before critical decisions are made. Any cracking reported should be monitored for further movement. If further movement is noted, a Structural Engineer should be consulted at the earliest opportunity. Cracking of masonry walls is very common in the ACT, particularly where there are volatile clay soils. There may be some superficial or hairline cracks that we consider have no structural implications which have not been identified.

ELECTRICAL, GAS & OTHER SERVICE INSTALLATIONS - We are not licensed electricians, gas fitters or mechanical engineers. This report does not cover any matters relating to electrical and gas installations or any apparatus operated by electronic, mechanical or hydraulic means. This report does not cover any matters relating to the operation of electrical or gas appliances. Any comments made in this regard are from a general observation only. You should satisfy yourself as to the operation and condition of any appliances or other installations. Any comments made in this regard are from general observation only. There has been no electrical, data, security or fire detection system testing or investigation.

PLUMBING & DRAINAGE - We are not licensed plumbers and a specialist inspection of the water service, plumbing and drainage system including roof drainage is excluded from this report. We recommend an inspection by a licensed plumber and drainer to identify any plumbing faults or drainage problems.

TIMBER PESTS - If this report does not include one, we strongly recommend that an independent inspection and report be obtained from an accredited Pest Inspector to determine whether the property is free from infestation (whether active or dormant).

BOUNDARIES - Unless otherwise stated, the inspector has not gained access to any neighbouring properties and is therefore unable to comment upon the external state of any boundary fences and walls. The common areas of unit developments are not inspected. Any comments made in relation to common areas are strictly observational.

RURAL PROPERTY INSPECTION - This inspection and report relates to the residential structure; rural improvements on the property are not inspected or reported on, any comments contained in this report relative to rural improvements are strictly observational.

AREAS AND DIMENSIONS - Whilst every care has been taken to accurately quantify dimensions referenced in this report, we accept no responsibility for inaccuracies as supplying this information exceeds the requirements of a standard building inspection as per Australian Standard 4349.1-2007. In many instances scale plans are not available and therefore the reader should not rely on this report when making critical decisions relating to dimensions.

ELEVATED STRUCTURES - Where reference has been made in this report to an elevated structure such as a deck balcony or veranda, it is important to note that we are not Structural Engineers and accordingly our advice is limited. Any opinion relating to structural integrity is relative to weight loadings typical of a normal household event. Prior to loading the structure beyond normal, which may occur at a larger gathering, we recommend that professional advice be obtained to determine that the structure will safely cope with the weight loading. Additionally, the structure should be regularly inspected to ensure that structural integrity is maintained.

SPECIAL PURPOSE REPORTS - This Property Report does not contain any assessment or opinion in relation to any item which is the subject of a Special Purpose Property Report, or any matter where the inspection or assessment of which is solely regulated by Statute. Special Purpose Property Reports include comment on the following: common property areas, environmental concerns such as sunlight, privacy, streetscape and views, proximity of property to flight paths, railways and busy traffic or other neighbourhood issues; noise levels; WHS issues including, but not limited to the presence of asbestos, lead or other hazardous materials; heritage concerns; security or fire protection systems; climate control or water heating systems; analysis of site drainage apart from surface water drainage; swimming pools and spas; detection and identification of illegal and unauthorised plumbing work; durability of exposed finishes.

COMPLIANCE REPORT

The information within this report relies on the plans, survey reports, certificates of occupancy and other relevant documents supplied by the Environment & Planning Directorate (EPD), the appropriate local council or Directorate, the client or their agent. Our company or its employees are not responsible for any omissions or errors where incomplete, inaccurate or illegible information is supplied. It is the responsibility of the property owner to resolve any file discrepancies with the relevant authority. Documentation of any plumbing or electrical alterations is not included in the building file. If required, this documentation can be obtained by the title holder from the relevant utilities provider. If the subject property features a second driveway or verge crossing, Transport Canberra & City Services approval may be required. This information is not supplied in the building conveyancing file. If this report confirms that certification is 'pending' for an unapproved structure, it is important that you are aware that this process can take weeks and involve more than one agency including but not limited to the Environment & Planning Directorate, Icon & Transport Canberra & City Services. Whilst it is rare, in some instances throughout the approvals process an application may be rejected. The Compliance Report relies on documentation provided in the Building File. Residential Reports Inspectors are not Building Surveyors. Certifications included in the file are not cross referenced with the Building Code of Australia (BCA) applicable at the time of construction to confirm that the improvements are compliant with the BCA. This is the responsibility of the Building Surveyor prior to issuing a Certificate of Occupancy. No attempt is made in this inspection and reporting process to confirm that the existing improvements on the subject property are in strict accordance with approved plans. There may be variations in design, features and dimensions that conflict with each other. Additionally, there is no guarantee given that improvements are in accordance with the current Building Code of Australia. In most circumstances, there is no requirement to upgrade specifications to the current Building Code.

SWIMMING POOLS & SPAS - The ACT Government has introduced reforms to home swimming pool safety, with a focus on swimming pool safety barriers. The reforms commence on 1 May 2024, with a four-year transition period. The scheme imposes requirements for information about the safety standard of a regulated swimming pool to be disclosed on the sale of a property. Owners must provide prescribed information including: exemption certificate, compliance certificate, swimming pool disclosure statement, certificate of occupancy for the pool and safety barriers that is not older than 5 years and 'Pool Owners Guidance Material' which outlines the obligations on owners of premises on which a regulated swimming pool is located. If this information is not provided in this report, you must request a copy. For more information on the reforms visit the ACT Government's Planning website.

TIMBER PEST REPORT

This report is the result of a VISUAL INSPECTION ONLY. Inspection of the property and this report has been completed with reference to AUSTRALIAN STANDARD AS 4349.3 - 2010 Inspection of buildings Part 3: Timber Pest Inspections. In all instances throughout this report the inspector is referring to accessible areas only. Areas that were not accessible at the time of inspection or were concealed from view are not covered by this report. The inspector does not imply that inaccessible or partly inaccessible areas of the property were not, or have not been, infested by Timber Pests. This Report is not a guarantee that an infestation or future infestation and/or damage does not exist in any inaccessible or partly inaccessible areas of the property. This inspection DID NOT include breaking, removing or moving objects, floor and wall coverings, roof insulation, foliage, furniture, appliances stored goods and personal possessions - these all limit the scope of inspection. The inspector does not have access to the inside of walls, between flooring, inside eaves and skillion roofing. This Report is confined to reporting infestation and/or damage caused by white ants (subterranean and damp wood termites), borers of seasoned timber and timber pests (wood decay fungi), present on the date of the inspection. The inspection did not cover any other pests and this Report does not comment on them. Dry wood termites and European House Borer (*Hylotrupes bujulus* Linnaeus) are excluded from the inspection due to the extreme difficulty in locating the small colonies. Some species of termite and house borers, if discovered, will be reported (by law) to Government Authorities.

TERMITE RECOMMENDATIONS - Where evidence of termite activity or workings was found in any structure then the risk to buildings is very high and the risk of further attack is also high. A treatment to eradicate the termites and to protect the building(s) should be carried out. If live termites or any evidence of termite workings or damage was reported within the building(s) or in the ground and fences then it must be assumed that there may be concealed termite activity and/or timber damage. This concealed activity or damage may only be found when alterations are carried out such as when wall linings, cladding or insulation are removed or if you arrange for an invasive inspection. We claim no expertise in engineering or building. We strongly recommend that you have a qualified person such as a Builder, Engineer, Architect or other qualified expert in the building trade determine the full extent of the damage, if any. This may require an invasive inspection. We take no responsibility for the repair of any damage whether disclosed by this report or not.



Where visual evidence of termite workings and/or damage is reported but no live termites were present at the time of inspection, you must realise that it is possible that termites are still active in the immediate vicinity and the termites may continue to cause further damage. It is not possible, without benefit of further investigation and a number of inspections over a period of time, to ascertain whether any infestation is active or inactive. Active termites may simply have not been present at the time of inspection due to a prior disturbance, climatic conditions, or they may have been utilising an alternative feeding source. Continued, regular, inspections are essential. Unless written evidence of a termite protection program in accord with 'Australian Standard 3660' with ongoing inspections is provided, you must arrange for a treatment in accord with the standard to be carried out immediately to reduce the risk of further attack.

Where the evidence of live termite or termite damage or termite workings (mudding) was found in the building (s) then the risk of a further attack is very high. Where evidence of live termites or termite damage or termite workings was found in the grounds but not in the buildings then the risk to buildings is very high.

If evidence of drill holes in concrete or brickwork or other signs of a possible previous treatment is reported then the treatment was most likely carried out because of an active termite attack. Extensive structural damage may exist in concealed areas. You should have an invasive inspection carried out and have a builder determine the full extent of any damage and the estimated cost of repairs as the damage may only be found when wall linings etc are removed. Normally if a termite treatment has been carried out then a durable notice should be located in the meter box indicating the type of termite shield system, treated zone or combination has been installed.

BORER RECOMMENDATIONS - Borer activity is usually determined by the presence of exit holes and/or frass. Since a delay exists between the time of initial infestation and the appearance of these signs, it is possible that some borer activity may exist that is not discernible at the time of inspection. If borers are identified replacement of all susceptible timbers is always preferred since, in the event of selling the property in the future it is probable that an inspector will report the borers as active. A chemical treatment to control and/or protect against Furniture beetle and/or Queensland pine beetle can be considered as a less effective, lower cost option. Before considering this option You should consult with a builder to determine if the timbers are structurally sound. Following the initial treatment, a further inspection is essential in twelve months' time to determine if further treatment is needed. Treatments over a number of consecutive years may be required. The *Lyctus brunneus* (powder post beetle) is not considered a significant pest of timber. Damage is confined to the sapwood so treatment or timber replacement is not usually required. However, you should have a building expert investigate if any timber replacement is required. *Anobium punctatum* (furniture beetle) and *Calymmaderus incisus* (Queensland pine beetle) must always be considered active, unless proof of treatment is provided, because, unless the timber is ground up, one cannot determine conclusively if activity has ceased. Total timber replacement of all susceptible timbers is recommended. A secondary choice is treatment. However, the evidence and damage will remain, and the treatment may need to be carried out each year for up to three years.

HIGH MOISTURE READINGS, DRAINAGE & VENTILATION - High moisture readings can be caused by any one of the following: poor ventilation, ineffective drainage, leaking pipes, leaking roofs, defective flashing or by concealed termite activity. The areas of high moisture should be investigated by way of an invasive inspection. High moisture levels also increase the likelihood of termite attack and may also be conducive to borer activity and wood decay. If high moisture was reported then you must have a building expert investigate the moisture and its cause and determine the full extent of damage and the estimated cost of repairs.

If drainage is considered inadequate, a plumber or other building expert should be consulted, and remedial measures should be taken. Ventilation of the sub-floor region is important in minimising the opportunity for subterranean termites to establish themselves. Consideration should be given to installing high air flow vents and/or improve the cross flow of air within the subfloor to produce ventilation equivalent to 8400 sq mm net ventilation area per lineal metre on external and internal walls.

INFILL AND CONCRETE SLABS - Any building or part of a building that is constructed on a concrete slab is always more susceptible to termite attack because of possible concealed termite entry. A very high proportion of termite attacks are over the edge of both infill and other concrete slab types. If the edge of the slab is concealed by concrete paths, patios, pavers, garden beds, lawns, foliage, etc then it is possible for termites to conceal their entry into the property. Termites can then cause extensive damage to concealed framing timbers. Even the most experienced inspector may be unable to detect their presence due to concealment by wall linings. Only when the termites attack timbers in the roof void, which may in turn be concealed by insulation, can their presence be detected. Infill slab type construction has an even higher risk of concealed termite ingress as the slab edge is concealed due to the construction design and is not exposed. The type of slab may only be determined by assessment of the construction plans by a qualified person such as a Builder, Certifier or Architect. Construction Plans may be obtainable by your conveyancer. Termite activity and or damage may be present in concealed timbers of the building. We strongly recommend frequent regular inspections

in accordance with AS 3660.2. Where the slab edge is not fully exposed, or the slab is an infill slab or the slab type cannot be determined then we strongly recommend inspections every 3 to 6 months in accordance with AS 3660.2. Infill slab: A slab on the ground cast between walls. Other slabs should be in accordance with AS 2870 - 1996 and AS 3660.1-2000.

TIMBER (FUNGAL) DECAY - We claim no expertise in building and if any evidence of fungal decay or damage is reported you should consult a building expert to determine the full extent of damage and the estimated cost of repairs or timber replacement.

DETERMINING EXTENT OF DAMAGE - This Report is NOT a structural damage report. You agree that we are not responsible or liable for the repair of any damage, whether disclosed by our report or not. Our inspectors are not necessarily specialised builders and any inexpert opinion provided with respect to timber damage cannot be relied upon. The Report will not state the full extent of any timber pest damage; rather, we may provide comment on the damage for your information. If evidence of Timber Pest activity and/or damage is reported in the structure(s) or the grounds of the property, then you must assume that there may be further concealed structural damage within the building(s). This concealed damage may only be found when invasive procedures are applied to reveal previously concealed timbers. In the case of Timber Pest activity and/or damage WE STRONGLY RECOMMEND an invasive Timber Pest Inspection is undertaken and a qualified person such as a Builder, Structural Engineer, or Architect be engaged to carry out a structural inspection to determine the full extent of the damage and repairs that may be required.

MOULD - Mould (also referred to as Mildew and non-wood decay fungi) is not considered a Timber Pest. This report does not extensively cover the inspection of Mould. If evidence of mould was observed during the inspection, it may be noted for your information. If you are concerned as to the possible health risk resulting from the presence of mould, then you should seek advice from your local State or Commonwealth Government Health Department expert.

IMPORTANT INFORMATION

This Report reflects the condition of the property existing at the time of the inspection date and may not reflect the current state. Timber Pests, particularly termites, may have gained entry to the property since the inspection date. Termites can, in a relatively short period, cause significant damage to both structural and non-structural timbers within and around the buildings of the property. Termites are difficult to detect and much of the damage caused may not be readily visible, if damage exists, it may be costly to repair. If the Report indicated the presence of termites, termite damage, previous activity or treatments, or recommends a treatment, you should obtain copies of the treatment proposal, any certificates of treatments carried out, details of all repairs including copies of quotations, invoices and any other reports. It is strongly recommended that you arrange for an inspection in accordance with AS 4349.3 to verify that the treatment has been successful and carried out in accordance with AS 3660.2 and arrange for a further building inspection in accordance with AS 4349.1. The person carrying out the inspection and this company will have no liability to you for any damage or loss you may suffer as a result of your entering the contract to purchase the property or in connection with completing the purchase of the property as a result of your failure to heed the advice given in this report and may use such failure in defence of any claim that you may later make against any of them.

Where a property is furnished at the time of inspection, you will appreciate that the furnishings, floor coverings and stored goods may be concealing any evidence of Timber Pest Activity which may only be revealed when the items are moved. Where fences are obscured by foliage, overgrowth or structures, evidence of timber pest activity or damage may be concealed. Poor subfloor drainage increases the likelihood of termite attack. If the risk factor stated in this report is high, this is the opinion of the inspector and should encourage awareness that increased vigilance is warranted and that recommendations for the reduction of unfavourable conditions that increase the chances of termite activity must be strictly observed. It is strongly recommended that a comprehensive timber pest inspection by a qualified timber pest inspector is under-taken every 6-12 months (or more frequently if specified in the report). Regular inspections DO NOT prevent timber pest attack. Regular inspections increase the chance of the early detection of timber pest activity thereby limiting the structural damage that may occur. The overall degree of risk of Timber Pest Infestation cited in this report is a subjective assessment by the inspector at the time of the inspection, taking into account many factors which include, but are not limited to, location and proximity to bushland and trees and/or other timber structures, evidence of timber pest damage or activity close to the inspected structure or within the inspected structure, conducive conditions that raise the potential of timber pest attack, such as timbers in contact with soil, inaccessible areas, slab on ground construction, or other factors that, in the inspector's opinion, raise the risk of future timber pest attack.

A more thorough INVASIVE INSPECTION is available. Where any current visible evidence of Timber Pest activity is found it is strongly recommended that a more invasive inspection is performed. Trees and stumps on the property with a diameter in excess of 100mm have been visually inspected for evidence of termite activity to a height of 2m where access was possible and practical. It is very difficult, and generally impossible to locate termite nests since they are underground and evidence in trees is usually well concealed. We therefore strongly recommend that you arrange to have trees test drilled for evidence of termite nests.

RESOURCE LIBRARY

Where reference is made to the Residential Reports Resource library, you may access this content by [clicking here](#).

ENERGY EFFICIENCY RATING FACT SHEET

QUICK FACTS

- Sellers of residential properties are required to provide an Energy Efficiency Rating (EER) to potential buyers. (This is known as mandatory energy efficiency disclosure.)
- The EER forms part of the Sale Contract and must be published in all advertising material.
- The EER rating system uses computer simulations to assess the potential thermal comfort of your home.
- The more stars, the less likely the occupants need cooling or heating to stay comfortable.
- The ACT Government has two systems in place for Energy Ratings:

One is for established homes
(1st Generation Software)

One is for new homes
(2nd Generation Software)

Residential Reports (and all other companies preparing reports for the sale of a property on an existing Canberra home that has been previously occupied) are required to use 1st Generation Software.

- The consumption of energy in the home for heating, cooling, hot water or lighting and other appliances IS NOT considered in the application of 1st generation software when calculating the EER rating.
- Many aspects of solar passive designs are also not able to be accounted for in 1st Generation Software.

WHAT IS RATED?

The rating is dependent on:

- Layout of the home
- Construction of its roof, walls, windows and floor
- Wall, floor and ceiling insulations
- Orientation of windows and shading of the sun's path and local breezes
- Influence of the local climate

WHY IS THERE A DISCREPANCY BETWEEN MY OLD EER AND MY NEW EER?

- Increasingly, in a number of circumstances particularly where new homes have been rated using 2nd generation software and are now being offered for sale where the rating must be conducted using 1st generation software, there can be a significant variation between the two ratings:

1st generation software rates to 6 stars

2nd generation software may rate up to 10 stars

- ACT Legislation currently PROHIBITS Inspectors from assuming insulation values which may have been the case previously. Documented proof or visual sighting is now required to verify the existence and rating of insulation.

Your Energy Rating is calculated using software approved by the ACT Government.



CGU Professional Risks Insurance
Level 7, 181 William Street, Melbourne Vic 3000
GPO Box 4609, Melbourne Vic 3001
T 03 9601 8222 F 03 9602 5255

Certificate of Currency

Policy Number BP20200022

Item 1 The Insured: Residential Reports Pty Ltd

Item 2 Address: 35 Poynton Street
HUGHES ACT 2805

Item 3 Professional Services covered by this policy:
Pre Purchase Building Inspections (AS4349.1)
Special Purpose Building Inspections
Energy Rating Reports
Urban Pest Management
Termite Management including inspections - existing buildings and structures (AS3660.2)
Timber Pest Inspections (AS4349.3)

Item 4 Description of the Policy: Professional Indemnity & Broadform Liability (CGU PIB 03-17)

Item 5 Period of Insurance: From 20/07/2025 To 4.00 pm on 20/07/2026

Item 6 Particulars of Risk:
Civil Liability Professional Indemnity

6.1 The Policy Limit is \$5,000,000 which includes all policy sections
6.2 The Policy Excess is \$20,000
6.3 The Retroactive Date is 20/07/2020

Public Liability

6.4 Sum Insured \$20,000,000
6.5 Excess \$2,500

Date and Place of Issue 21/07/2025 Melbourne, Victoria

Signed for and on behalf of Insurance Australia Limited ABN 11 000 016 722

Najbi Bisso, Manager

This Certificate of Currency indicates policy cover effective as at the date of issue only

FirstRate Report





YOUR HOUSE ENERGY RATING IS: ★★☆☆ **4 STARS**
in Climate: 24

SCORE: -6 POINTS

Name:	Kylie Fromhold	Ref No:	46946
House Title:	Unit 2, Block 6, Section 102	Date:	15-05-2026
Address:	Unit 2 of 4A Twine Place Monash		2904
Reference:	C:\REPORTS\...\TWINE PLACE MONASH 2 OF 4A		

IMPROVING YOUR RATING

The table below shows the current rating of your house and its potential for improvement.

Star Rating	POOR			AVERAGE				GOOD			V. GOOD	
	0 Star	★	★★	★★★	★★★★	★★★★★	★★★★★★	★★★★★★★	★★★★★★★★	★★★★★★★★★		
Point Score	-71	-70	-46	-45	-26	-25	-11	-10	4	5	16	17
Current	-6											
Potential	50											

Incorporating these design options will add the additional points required to achieve the potential rating shown in the table. Each point represents about a 1% change in energy efficiency. This list is only a guide to the range of options that could be used.

Design options		Additional points
Change added wall insulation	R 2.5	10
Change glass to Double Glazing	100 %	12
Change frame to	Timber	14
Change curtain to	Heavy Drapes & Pelmet	13
Seal Internal Doors		3
Weather strip entry door		4

FirstRate Mode
Climate: 24

RATING SUMMARY for: Unit 2, Block 6, Section 102, Unit 2 of 4A Twine Place, Monash

Assessor's Name: Lindsay Collison

Feature	Points					
	Winter	Summer	Total			
CEILING	5	1	6			
Surface Area: 0 Insulation: 6						
WALL	-13	1	-11			
Surface Area: -12 Insulation: 1 Mass: 0						
FLOOR	12	0	13			
Surface Area: 0 Insulation: -1 Mass: 13						
AIR LEAKAGE (Percentage of score shown for each element)	-1	0	-2			
Fire Place 0 % Vented Skylights 0 %						
Fixed Vents 0 % Windows 20 %						
Exhaust Fans 0 % Doors 73 %						
Down Lights 0 % Gaps (around frames) 8 %						
DESIGN FEATURES	0	1	1			
Cross Ventilation 1						
ROOF GLAZING	0	0	0			
Winter Gain 0 Winter Loss 0						
WINDOWS	-29	-15	-44			
Window Direction	Area		Point Scores			
	m2	%NCFA	Winter* Loss	Winter Gain	Summer Gain	Total
NE	2	5%	-12	14	-4	-2
SE	11	24%	-46	13	-5	-38
NW	4	9%	-13	15	-7	-5
Total	18	38%	-71	42	-15	-44

* Air movement over glazing can significantly increase winter heat losses. SEAV recommends heating/cooling duct outlets be positioned to avoid air movement across glass or use deflectors to direct air away from glass.

The contribution of heavyweight materials to the window score is -2 points

		Winter	Summer	Total
RATING	★★★★	-25	-13	-6*

* Includes 32 points from Area Adjustment

Detailed House Data

House Details

ClientName Kylie Fromhold
 HouseTitle Unit 2, Block 6, Section 102
 StreetAddress Unit 2 of 4A Twine Place
 Suburb Monash
 Postcode 2904
 AssessorName Lindsay Collison
 FileCreated 15-05-2026
 Comments

Climate Details

State
 Town Canberra
 Postcode 2600
 Zone 24

Floor Details

ID	Construction	Sub Floor	Upper	Shared	Foil	Carpet	Ins RValue	Area
1	Concrete Slab on ground	No Subfloor	No	No	No	Carp	R0.0	44.8m ²
2	Concrete Slab on ground	No Subfloor	No	No	No	Float Timb	R0.0	9.7m ²

Wall Details

ID	Construction	Shared	Ins RValue	Length	Height
1	Brick Veneer	No	R1.0	31.0m	2.4m

Ceiling Details

ID	Construction	Shared	Foil	Ins RValue	Area
1	Attic - Standard	No	Yes	R4.0	54.5m ²

Window Details

ID	Dir	Height	Width	Utility	Glass	Frame	Curtain	Blind	Fixed & Adj Eave	Fixed Eave	Head to Eave
1	SE	2.0m	2.7m	No	SG	ALSTD	HP	Yes	2.0m	0.6m	0.0m
2	SE	1.2m	1.8m	No	SG	ALSTD	HB	Yes	1.2m	0.6m	0.0m
3	SE	2.0m	1.8m	No	SG	ALSTD	HB	No	2.4m	2.4m	0.0m
4	NE	2.0m	0.6m	No	SG	ALSTD	HB	No	0.6m	0.6m	1.0m
5	NE	2.0m	0.6m	No	SG	ALSTD	HB	No	0.6m	0.6m	1.0m
6	NW	0.9m	0.6m	Yes	SG	ALSTD	NC	No	0.6m	0.6m	0.1m
7	NW	2.0m	1.8m	No	SG	ALSTD	HP	No	0.6m	0.6m	0.1m

Window Shading Details

ID	Dir	Height	Width	Obst Height	Obst Dist	Obst Width	Obst Offset	LShape Left Fin	LShape Left Off	LShape Right Fin	LShape Right Off
1	SE	2.0m	2.7m	0.0m	0.0m	0.0m	0.0m	10.0m	3.7m	0.0m	0.0m
2	SE	1.2m	1.8m	0.0m	0.0m	0.0m	0.0m	10.0m	7.3m	0.0m	0.0m
3	SE	2.0m	1.8m	0.0m	0.0m	0.0m	0.0m	1.8m	0.7m	0.0m	0.0m
6	NW	0.9m	0.6m	0.0m	0.0m	0.0m	0.0m	0.0m	0.0m	0.5m	0.0m
7	NW	2.0m	1.8m	0.0m	0.0m	0.0m	0.0m	0.5m	0.7m	0.0m	0.0m

Sky Light Details

ID	Dir	Tilt	Type	Shade	Utility	Width	Length
1	NE	30 degrees	Double Opal	No	Yes	0.6m	0.6m

Zoning Details

Is there Cross Flow Ventilation ? Good

Air Leakage Details

Location	Suburban
Is there More than One Storey ?	No
Is the Entry open to the Living Area ?	Yes
Is the Entry Door Weather Stripped ?	No
Area of Heavyweight Mass	0m ²
Area of Lightweight Mass	0m ²

	<u>Sealed</u>	<u>UnSealed</u>
Chimneys	0	0
Vents	0	0
Fans	0	0
Downlights	0	0
Skylights	0	0
Utility Doors	0	2
External Doors	0	1
Unflued Gas Heaters		0
Percentage of Windows Sealed		98%
Windows - Average Gap		Small
External Doors - Average Gap		Small
Gaps & Cracks Sealed		Yes

Rater Comments

House Details

ClientName	Kylie Fromhold
HouseTitle	Unit 2, Block 6, Section 102
StreetAddress	Unit 2 of 4A Twine Place
Suburb	Monash
Postcode	2904
AssessorName	Lindsay Collison
FileCreated	15-05-2026

Rater Comments

MEASUREMENTS USED IN THIS ASSESSMENT

The Energy Rating recorded in this assessment is determined by assessing many elements of the structure and interior treatments including window and floor coverings. The area of external walls and windows, ceiling and floors are part of the assessment.

Some measurements used in this assessment may be nominal. Every effort is made by the assessor to accurately calculate the dimensions of property. However, often accurate and comprehensive plans indicating all dimensions of an existing property, particularly following alterations and extensions are not always available. The reader of this report should not rely on the accuracy of any dimensions used when making critical decisions relating to those dimensions. The assessor will not accept any liability should any discrepancy be revealed.

DESIGN OPTIONS

The design option suggestions to improve this energy rating may be additional to elements already in place. For example, the option to install 'Heavy Drapes and Pelmet' will take into account windows that already have Heavy Drapes and Pelmet installed. Insulation recommendations will take into account existing insulation values.

Some recommendations for improvement will not be practical in all circumstances. For example, if the dwelling is built on a concrete slab, it will be possible to install floor insulation.

DOOR SEALS AND WEATHER STRIPS

A wooden framed door is only considered to be sealed when a draft extruding device is fitted to the bottom of the door AND sealing tape or felt is fitting to the timber frame around the door opening.

WINDOW GLAZING RATIOS

Glazing areas in one direction greater than 25% of the nett conditioned floor area will reduce the Energy Efficiency Rating.

CONVEYANCING BUILDING FILE INDEX

SUBURB: **MONASH** SECTION: **102** BLOCK: **6** UNIT: **2** EX GOV: **NO**

COU ISSUED Y/N	PLAN NUMBER	FOLIO NO.	DESCRIPTION OF WORK	AMEND	DETAILS	PERMIT NUMBER	COU PLAN NO. & DATE
Y	53550/B	33	DUAL OCCUPANCY ADDITIONS				
		39				53550/B	
Y	53550/C	50		Y			
		57					53550/B+/C 03/06/1991
Y	986360/A	77	ATTACHED GARAGE + SHOWER & WC				
		81				986360/A	
		-					986360/A 04/02/2000

For any incomplete approvals please email acbuildingconveyance@act.gov.au for further information on how to complete.

Drainage Plan Number: 34263

Survey: N – NO SURVEY ON FILE FOR UNIT 2

Comments:

CONVEYANCING PART 2

No information is provided in respect of electrical, drainage or sewer matters and or to the location of overhead power lines or underground cables in relation to the building.

	<u>Yes</u>	<u>No</u>
1. (a) Is this a government or ex government house?	<input type="checkbox"/>	<input checked="" type="checkbox"/>
(b) If yes, is there a building file with approvals on it?	<input type="checkbox"/>	<input type="checkbox"/>
2. Is there any record of incomplete building work on the building file? If yes - file copies attached	<input type="checkbox"/>	<input checked="" type="checkbox"/>
3. Are there any records on the building file of current (within 5 years) housing Indemnity insurance policies for building work? If yes - file copies attached	<input type="checkbox"/>	<input checked="" type="checkbox"/>
4. Are there any records on the building file showing building applications still being processed? (Current within 3 years) If yes - file copies attached	<input type="checkbox"/>	<input checked="" type="checkbox"/>
5. Are there any records on the building file in relation to loose-fill asbestos insulation?	<input type="checkbox"/>	<input checked="" type="checkbox"/>
If available, copies of the following documents are provided:		
• Certificate/s of Occupancy and Use	<input checked="" type="checkbox"/>	<input type="checkbox"/>
• Survey Certificates	<input type="checkbox"/>	<input checked="" type="checkbox"/>
• Unit Plan/Unit Entitlements (if property is unit titled)	<input checked="" type="checkbox"/>	<input type="checkbox"/>
• Approved Building Plans	<input checked="" type="checkbox"/>	<input type="checkbox"/>
• Ex- government Building Plans*	<input type="checkbox"/>	<input checked="" type="checkbox"/>
If requested:		
• Drainage Plan(s)	<input checked="" type="checkbox"/>	<input type="checkbox"/>

ASBESTOS

The ACT Government is not able to guarantee the accuracy of the information in this report.

You should make your own enquiries and obtain reports (from a licensed Asbestos Assessor) in relation to the presence of loose fill asbestos insulation (and other forms of asbestos) on the premises. For more information go to the Asbestos Awareness Website – www.asbestos.act.gov.au

Please note: Development Approval plans will not be included in this report (We do not receive Development Approval Plans unless they are part of a Building Approval in which case they become Building Approval Plans), if development approval was granted you can request copies of the Development Approval plans from ACEPDcustomerservices@act.gov.au.

Please Note: Building approvals that have been generated via eDevelopment will be issued with a project number prefixed by the letter B. Initial building approval documentation will be identified with project number B200000X only but will be referenced as B200000X/A on the Certificate of Occupancy and Use. Any amendments to the original approval will be issued with the project number and an alphanumeric digit. The first amendment will be identified as B200000X/B, the second amendment B200000X/C etc. Not all eDevelopment plans will be stamped with the plan number.

***Ex Government plans:** Plans are typical and not specific to each residence. There may be slight changes to the layout or window locations that were not required to be approved.

Search officer comments (if any?)

Search officer initials: Ashleigh

Cost of application: \$ 144.79

Date completed:

14/05/2026

1. LAND

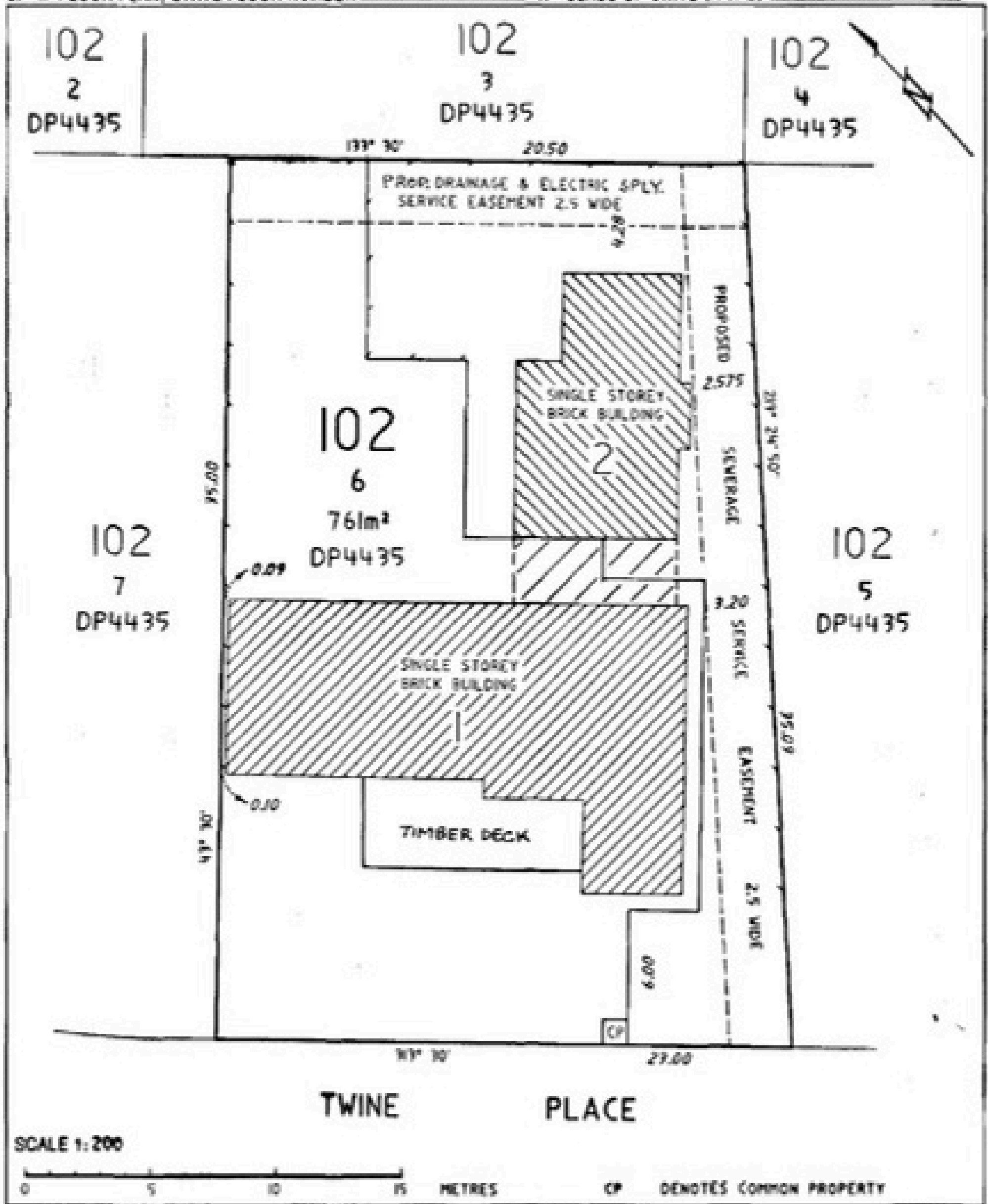
District/Division	Section	Block
TUGGERANONG/MONASH	102	6

Units Plan No
3143

1. PLAN

SITE PLAN FLOOR PLAN (Tick Appropriate Box)

3. IF FLOOR PLAN, STATE FLOOR NUMBER _____ 4. CLASS OF UNITS (A or B) CLASS "B" UNITS



5. EXECUTION

<i>Barbara Franks</i> Applicant BARBARA & XXXXXXXXXX	<i>R.J. McAuley</i> Registered Surveyor R.J. MCAULEY	<i>A. Barnes</i> Delegate of the Executive Authority
--	---	---

KIP 18208

1. LAND

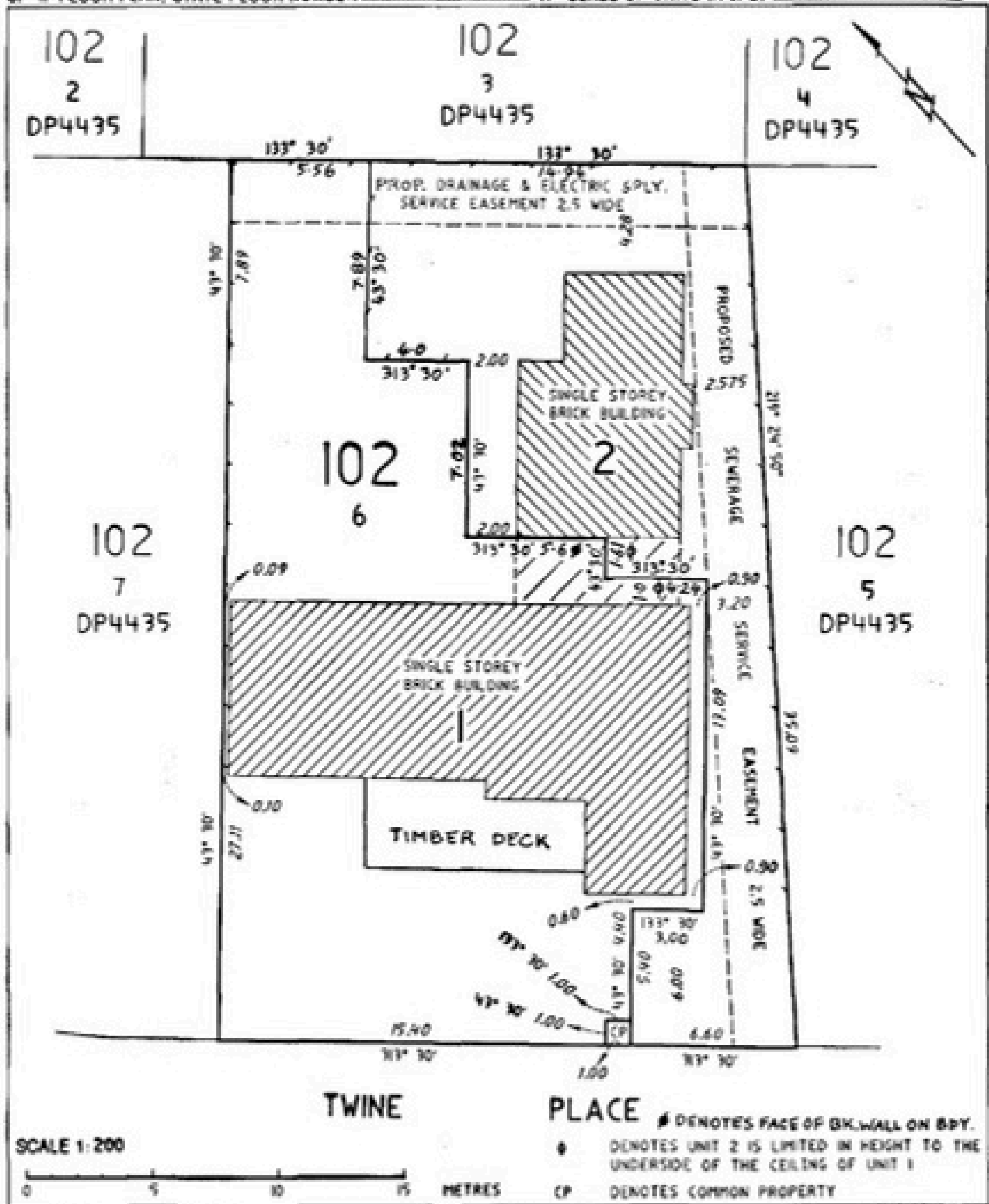
District/Division	Section	Block
TUGGERANONG/MONASH	102	6

Units Plan No
3143

1. PLAN

SITE PLAN FLOOR PLAN (Tick Appropriate Box)

3. IF FLOOR PLAN, STATE FLOOR NUMBER GROUND 4. CLASS OF UNITS (A or B) CLASS "B" UNITS



5. EXECUTION

 Applicant BARBARA & [REDACTED]	 Registered Surveyor R.J. McCAULEY	 Delegate of the Executive Authority
------------------------------------	---------------------------------------	---

~~56~~
57



Department of Urban Services
ACT Building Control

Certificate of Occupancy or Use

Pursuant to Part V of the Building Act 1972, the building consisting of:

.....
Dual occupancy additions
.....

situated at

Block <i>6</i>	Section <i>102</i>	Division <i>Monash</i>
or situated at		

is considered to be substantially in accordance with the prescribed requirements for occupancy and use, subject to the endorsements listed below.

Approved plan Nos. <i>53550/B & 53550/C</i>		
Type of construction* <i>NA</i>	Class of occupancy* <i>1</i>	(*as defined in the Building Manual A.C.T.)
Permit No. <i>130415</i>	Name of permit holder <i>TUNKS D</i>	

Endorsements

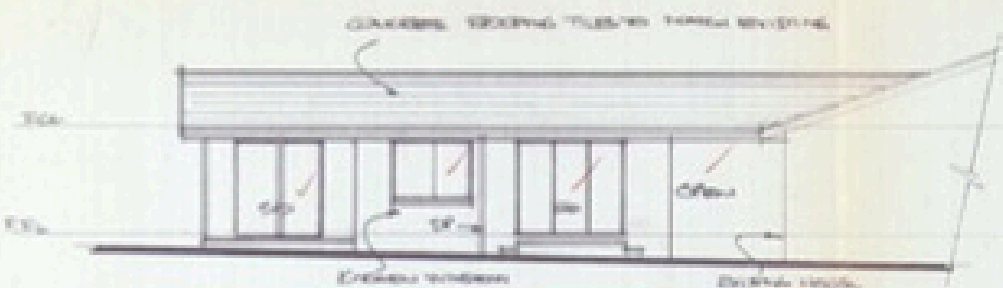
.....
.....
.....
.....
.....
.....
.....
.....
.....
.....
.....
.....
.....
.....
.....

The issue of this Certificate does not affect the liability of a person to comply with the provisions of a law of the Territory (including the Building Act) relating to the building work nor does it authorise the use of the land contrary to a provision, covenant or condition of lease.

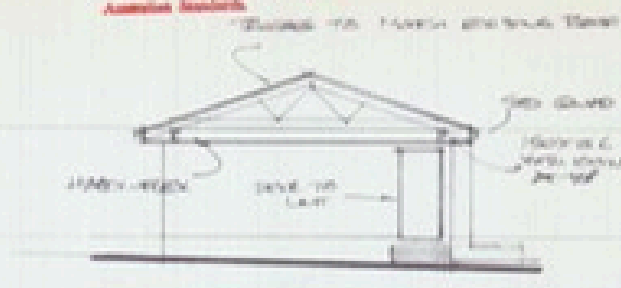
84880

[Signature]
Deputy Building Controller
3, 6, 91
Date

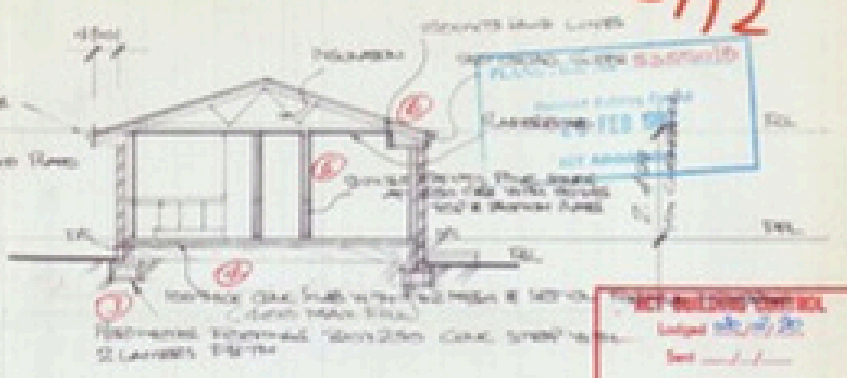
Submit Certification from fabric and frame manufacturer stating that fabric used complies with relevant Australian Standards.



SIDE ELEVATION 1:100 ✓



BREEZWAY SECTION 1:100 ✓



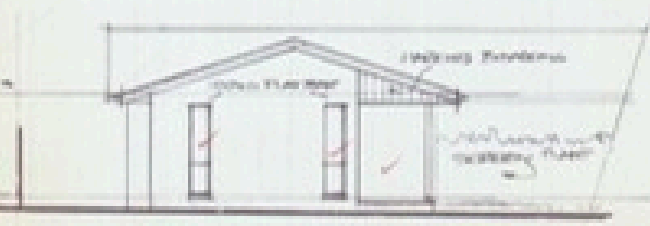
TYPICAL SECTION 1:100 ✓

SET BUILDING CONTROL
 Lodged 27/12/20
 DUE 27/12/20

Fire resistance to comply with Part C1.9 BCA

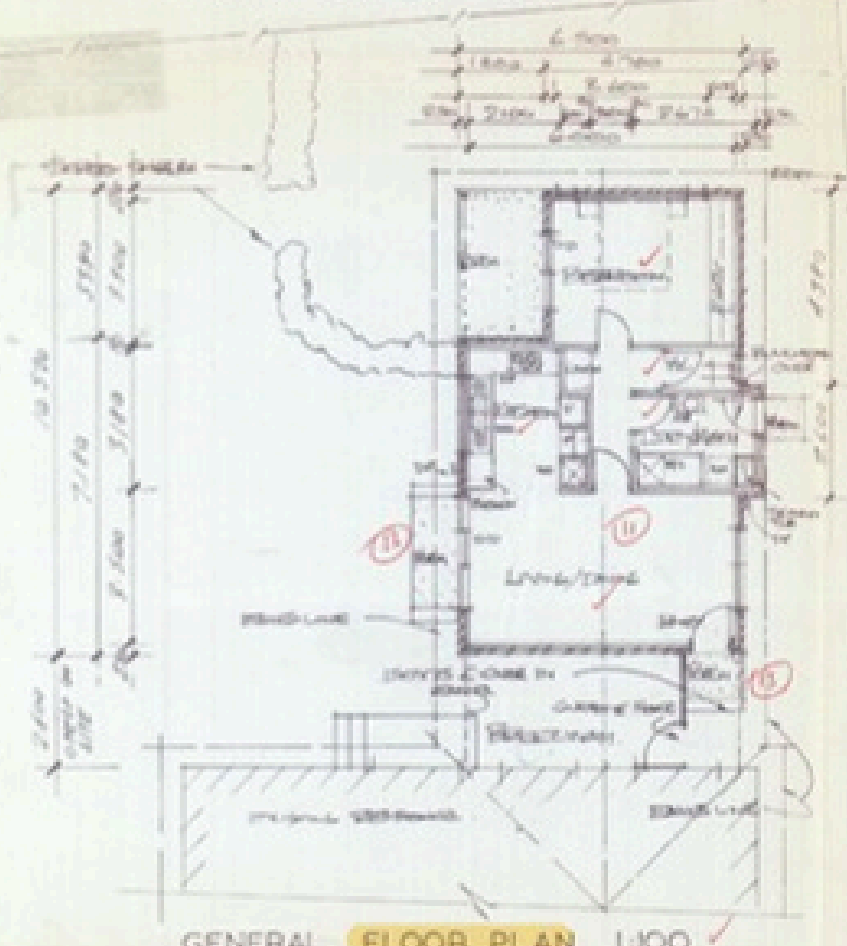


SIDE ELEVATION 1:100 ✓



REAR ELEVATION 1:100 ✓

Comply with Part C1.9 BUILDING CODE OF AUSTRALIA

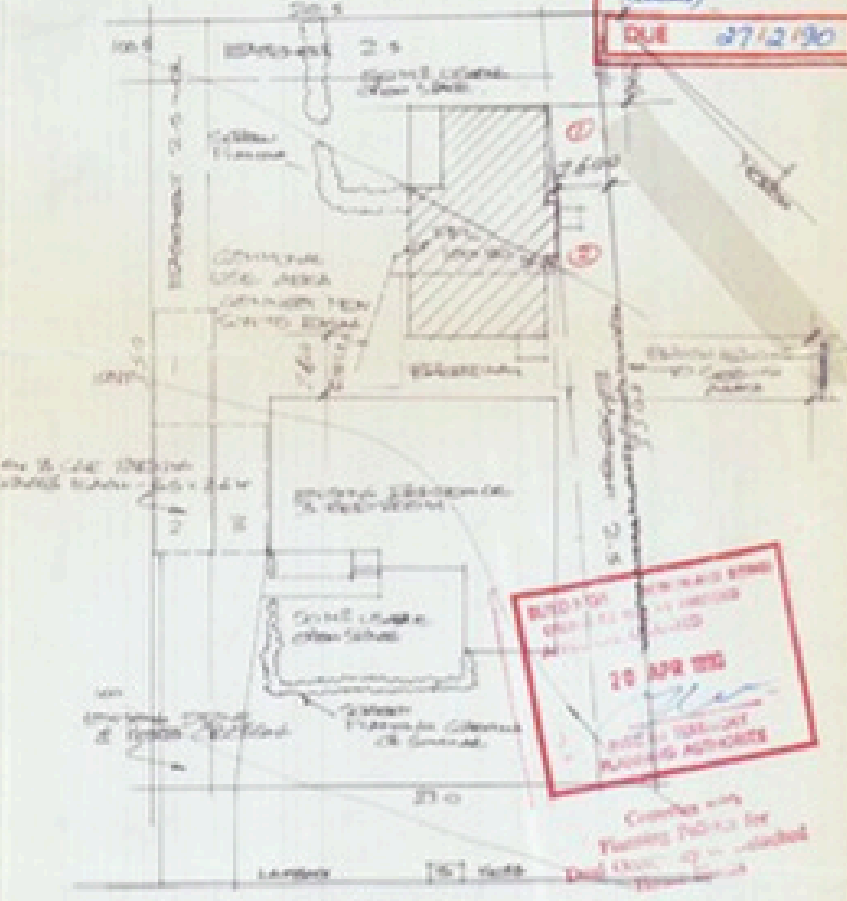


GENERAL FLOOR PLAN 1:100 ✓

NOTES
 ALL NEW ROOMINGS TO BE TAKEN DOWN TO SOIL LEVEL
 MAKE GOOD TO AN INLINE REFERRED BY - DIMENSIONS
 DOUBLE CHECK AND VERIFY ALL DIMENSIONS ON SITE.
 EXISTING LAYOUT AS REQUIRED
 LIFTED GABLES AS NOTED ON TO TRUSS MANUFACTURER'S SPECIFICATION
 TERRAZZO CARPETING AS PER 2.5.170 - WIND LOADING CODE
 REFER TO 2.5.184 - 1970 - TYPICAL DETAILING CODE
 ALL FIXTURES TO MATCH EXISTING
 GROUND LINES ARE AS SHOWN.

AREA AREA OF BLOCK = 761.25 M²
 MAX F.R. OF 30% = 228.38 M²
 BLOCK AREA - HOUSE = 113.63 M²
 UNIT = 63.75 M²
 2x CAR SPACES = 42.50

TOTAL GROSS USED = 220.88 M²
 RPT 25% OF 20%



SITE PLAN 1:200

PROPOSE DUAL OCCUPANCY AT BLOCK 6, SECTION 102, DIVISION OF MONASH

FOR B. FROMHOLD
 DRAWN - EARNSHAW-KICH PTY LTD 88368 9032

20 APR 2020
 BUILDING CONTROL
 DUE 27/12/20

APPROVED IN RESPECT OF NOMINATED AMENDMENTS No. 1 - ONLY, ANY OTHER VARIATIONS TO THE ORIGINALLY APPROVED PLAN ARE NOT APPROVED.

PLANS/Specs 5358dc
 Received - 3 DEC 1990
 ACT Administration

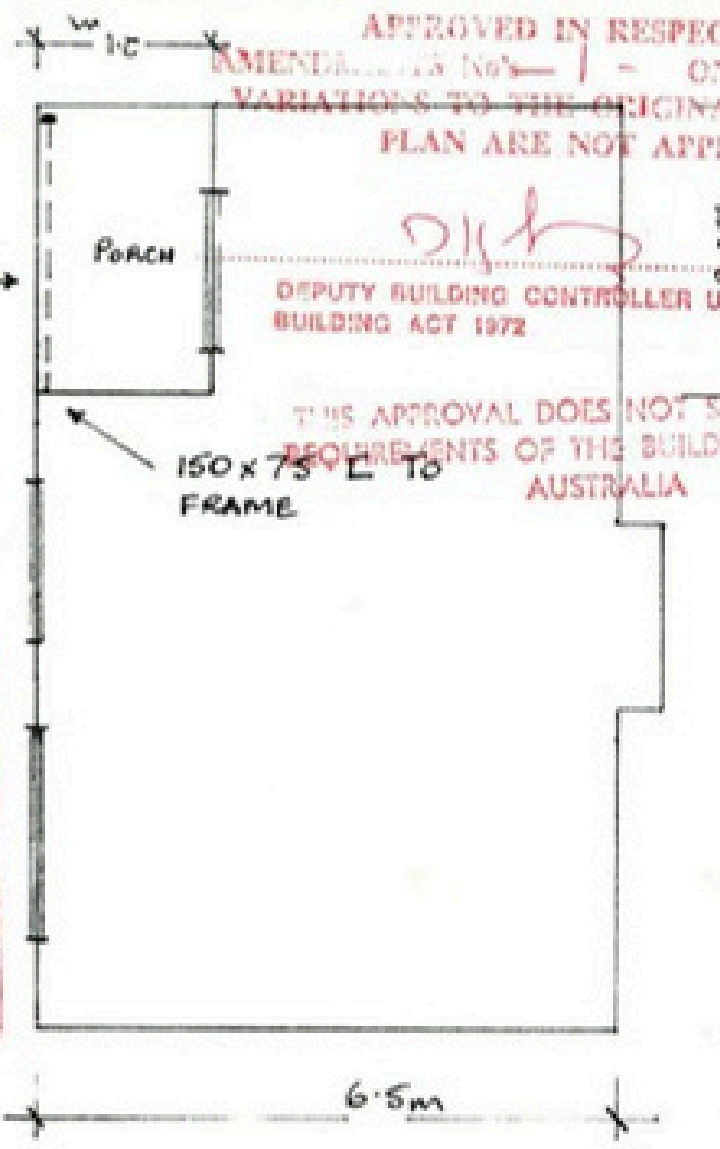
① AMENDMENT TO APPROVED PLAN
 BLOCK 6 SECTION 102
 DIVISION OF MONASH
 ALTERATION TO PORCH
 CAPITAL HOME IMPROVEMENTS
 59 CUTHBERT
 GARTMANIASSA
 2403
 PH 2318534

DEPUTY BUILDING CONTROLLER UNDER BUILDING ACT 1972

PROPOSED DUAL OCCUPANCY
 SCALE 1:100

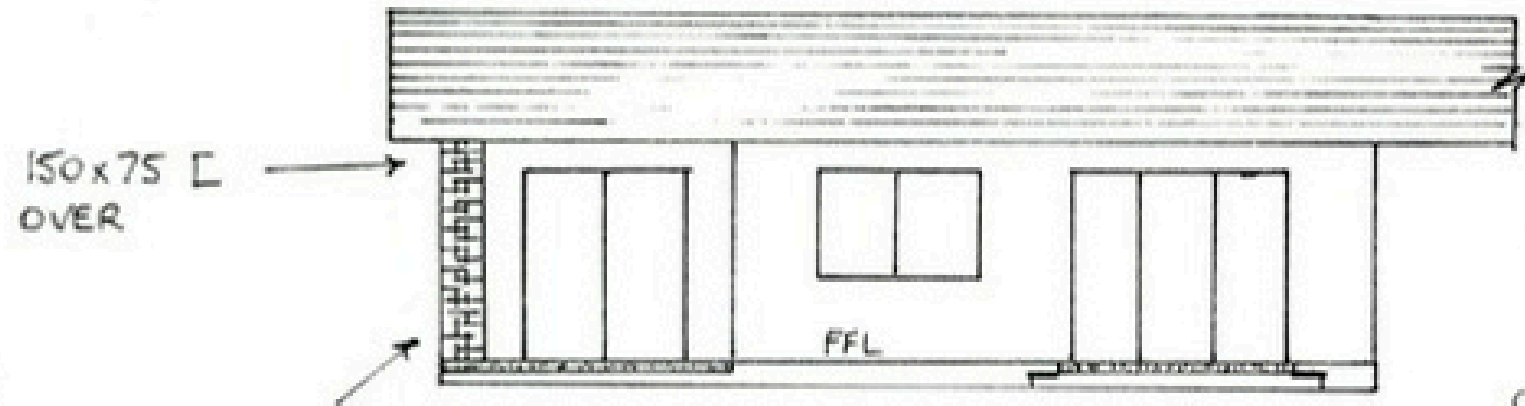
BUILDINGS (DESIGN AND SITING) ORDINANCE 1984 AS AMENDED APPROVAL GRANTED
 16 DEC 1990
 INTERIM TERRITORY PLANNING AUTHORITY

ACT BUILDING CONTROL
 Lodged 3/12/90
 Sent to
 ITPA
 Elect
 Struct
 Other
 Roads
 Maintenance
 Water
 Roadvel
 DUE



IN RESPECT OF NOMINATED AMENDMENTS ONLY

SPECIFICATIONS
 150 x 75 CHANNEL
 75mm RHS POST
 PLATE 10mm BOLTED TO SLAB
 LINTEL ON TO FRAME
 TOP PLATE BOLTED TO CHANNEL WITH 10mm HIGH TENSILE BOLTS
 FACE BRICKWORK AROUND POST



SCALE 1:100 10/12/90

B.A. TUNKS
 D.A. TUNKS

① PROPOSED AMENDMENT
 STEEL RHS 75mm POST
 ENCASED IN FACE BRICKWORK
 POST BASE PLATE BOLTED TO SLAB
 FRONT ELEVATION



Department of Urban Services
Planning and Land Management

ACT Building, Electrical and Plumbing Control
GPO Box 1908, Canberra ACT 2601

Certificate of Occupancy and Use

Certificate No. **986360P1C1**

This Certificate is issued in accordance with Section 53 (3) of the Building Act 1972.

The building work listed on this certificate has been completed substantially in accordance with the prescribed requirements and is considered fit for occupation and use.

Builder JIMMY FROMHOLD	Site for Project Address 4 TWINE PLACE		
Permit Number 986360P1	Suburb MONASH	Section 102	Block 6
Approved Plan 986360/A			

Building Work

Nature of Work	Project Item Description	Unit Other Description	Class of Occupancy	Type of Construction
ADDITIONS TO	GARAGE	attached garage + shower & WC	10a	

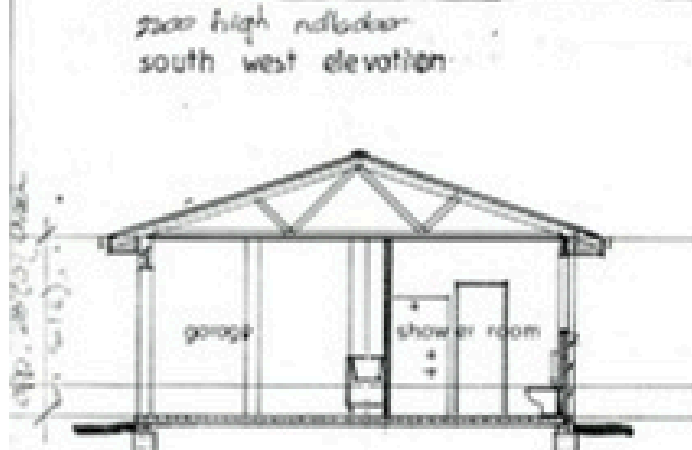
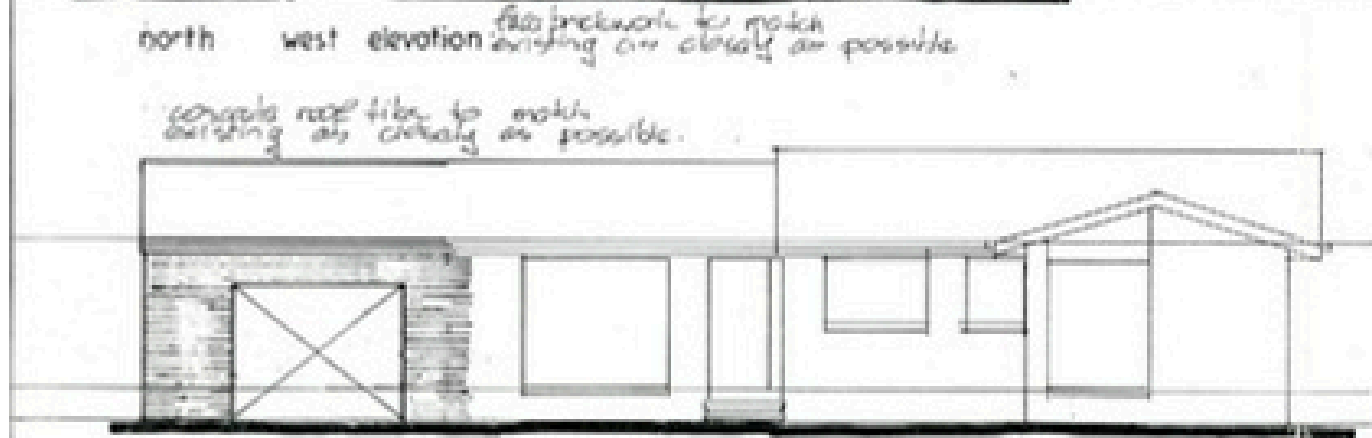
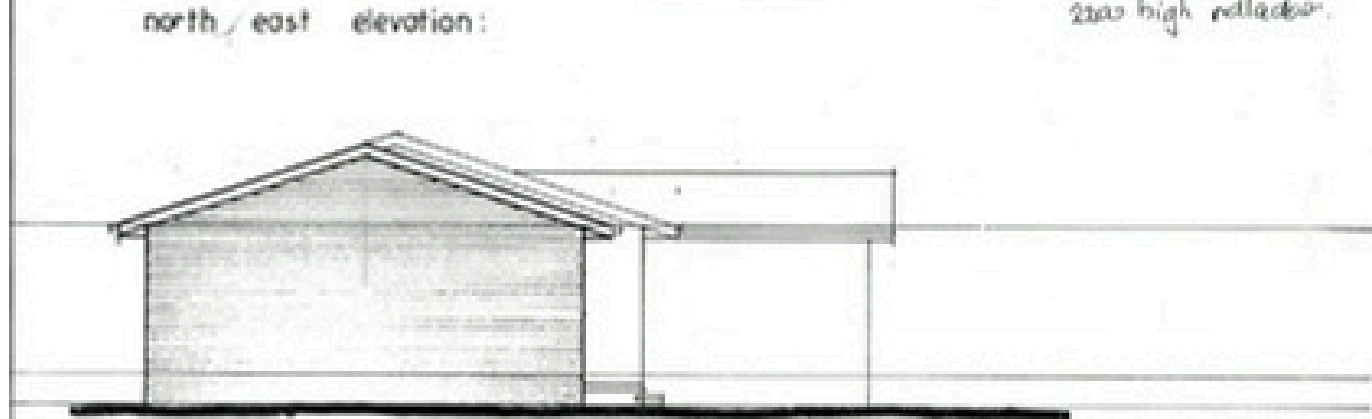

Comments

Important note:

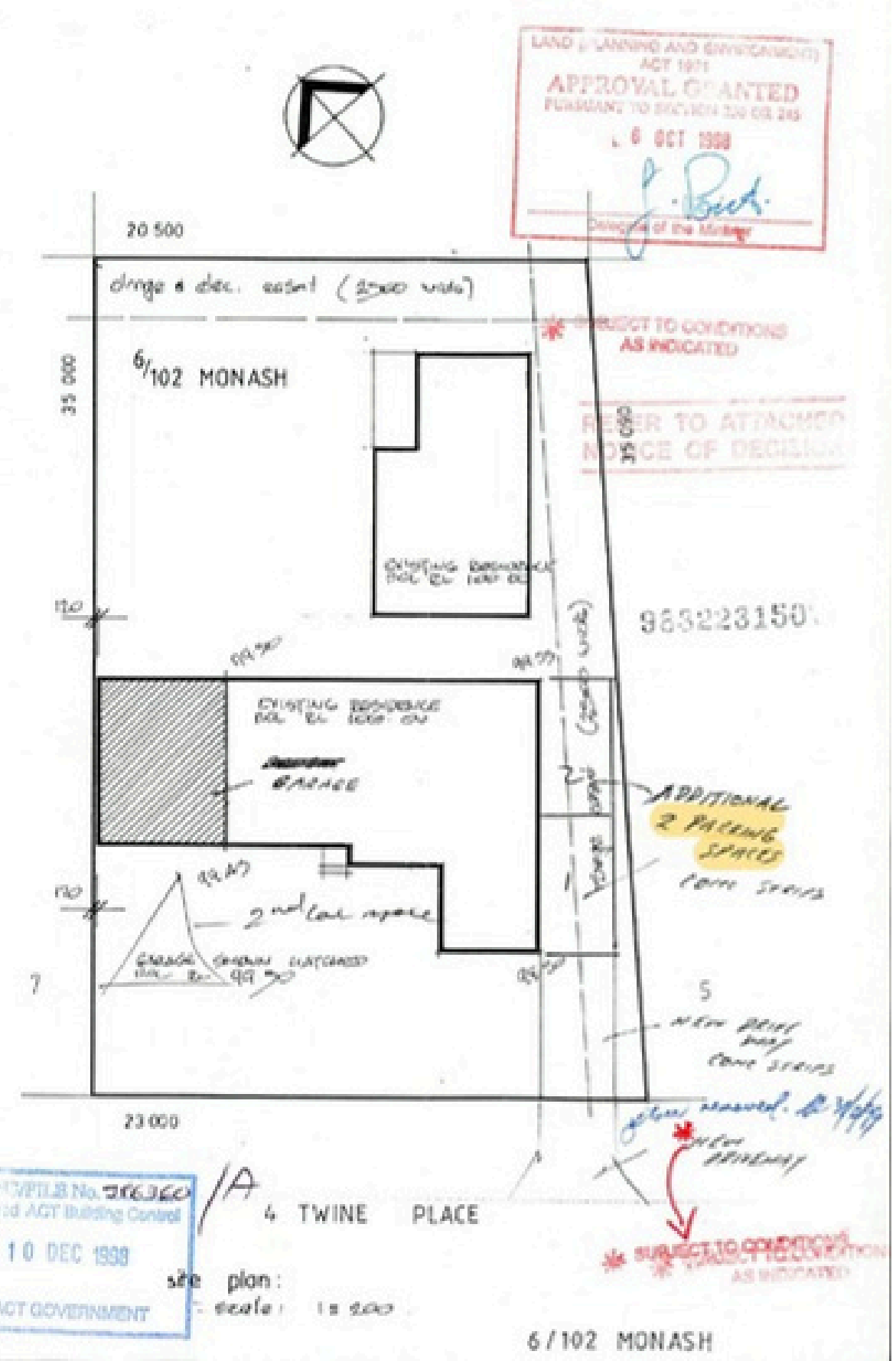
1. Residential building statutory warranties and residential insurance does not apply in relation to building work.
2. The issue, under this Part, of a certificate in respect of a building or portion of a building does not affect the liability of a person to comply with the provisions of a law of the Territory (including this Act) relating to the building or portion of the building.


.....
DARRELL DINNEN
Deputy Building Controller

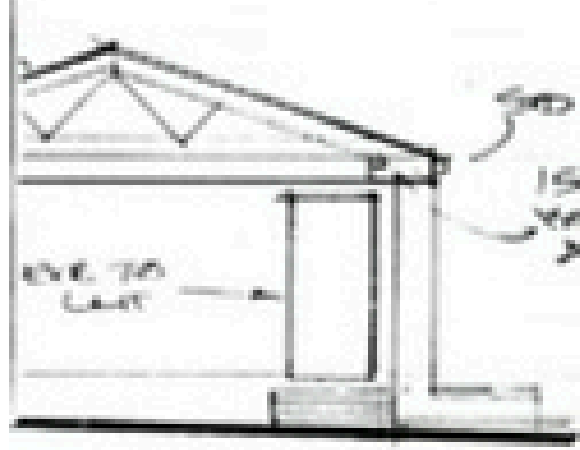
4/6/2008
Date



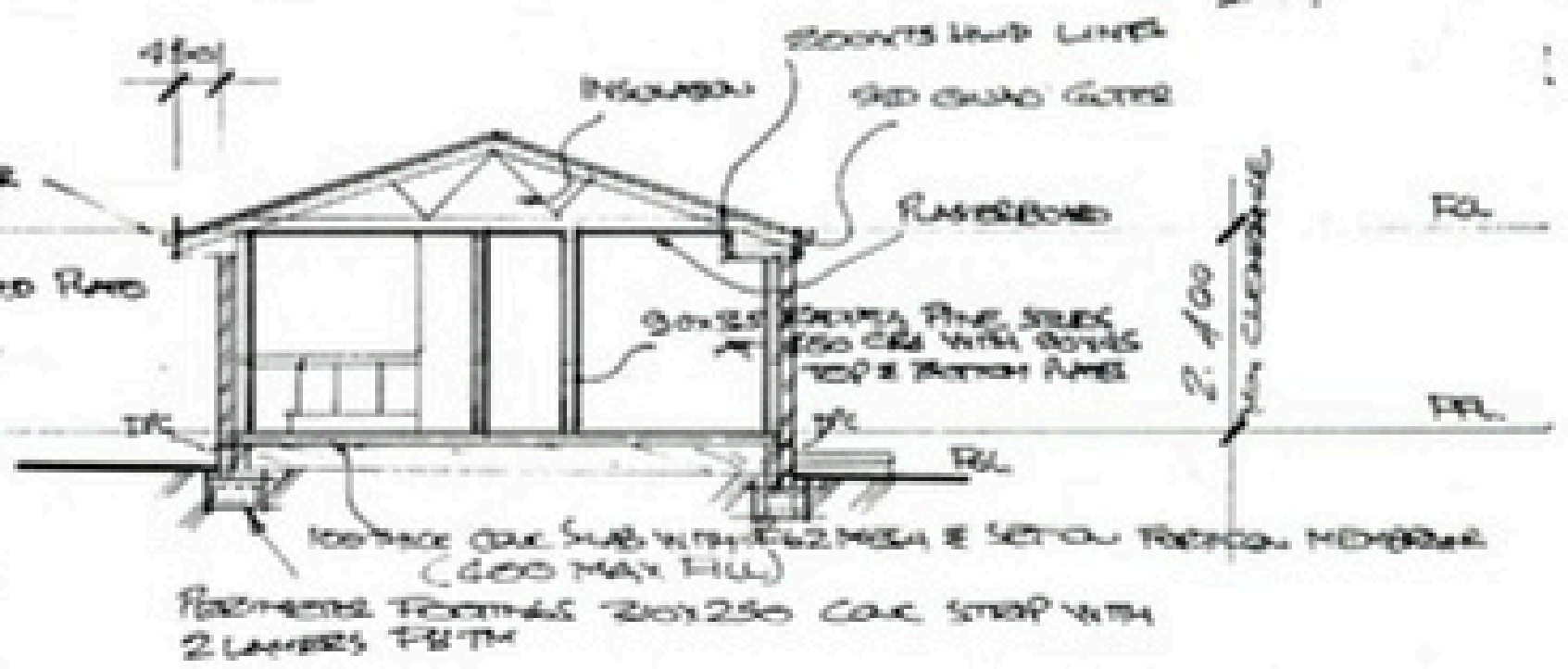
- Roof trusses of max 900 c/c installed to manufacturer's instructions
- Load bearing walls (rodsna pine used)
 - 2/90 x 35 top plates
 - Window heads as per truss manufacturer's charts
 - 90 x 45 studs at max 450 c/c (2/90 x 45 studs at sides of openings)
 - 90 x 35 bottom plates
- Non-load bearing walls
 - 90 x 35 top plates
 - 90 x 35 studs at max 600 c/c (studs in wall areas at max 450 c/c)
 - 90 x 35 bottom plates
- Garage
 - 90 x 45 rodsna pine wall plates fixed to brickwork with hoop iron holding down straps built max 1800 down into brick pier
- Concrete strip footings & floor slabs in accordance with AS 2870.1 RESIDENTIAL SLABS & FOOTINGS, Part 1: CONSTRUCTION or to Engineer's site instructions




WIND TO MATCH EXISTING ROOF



WAY SECTION 1:100



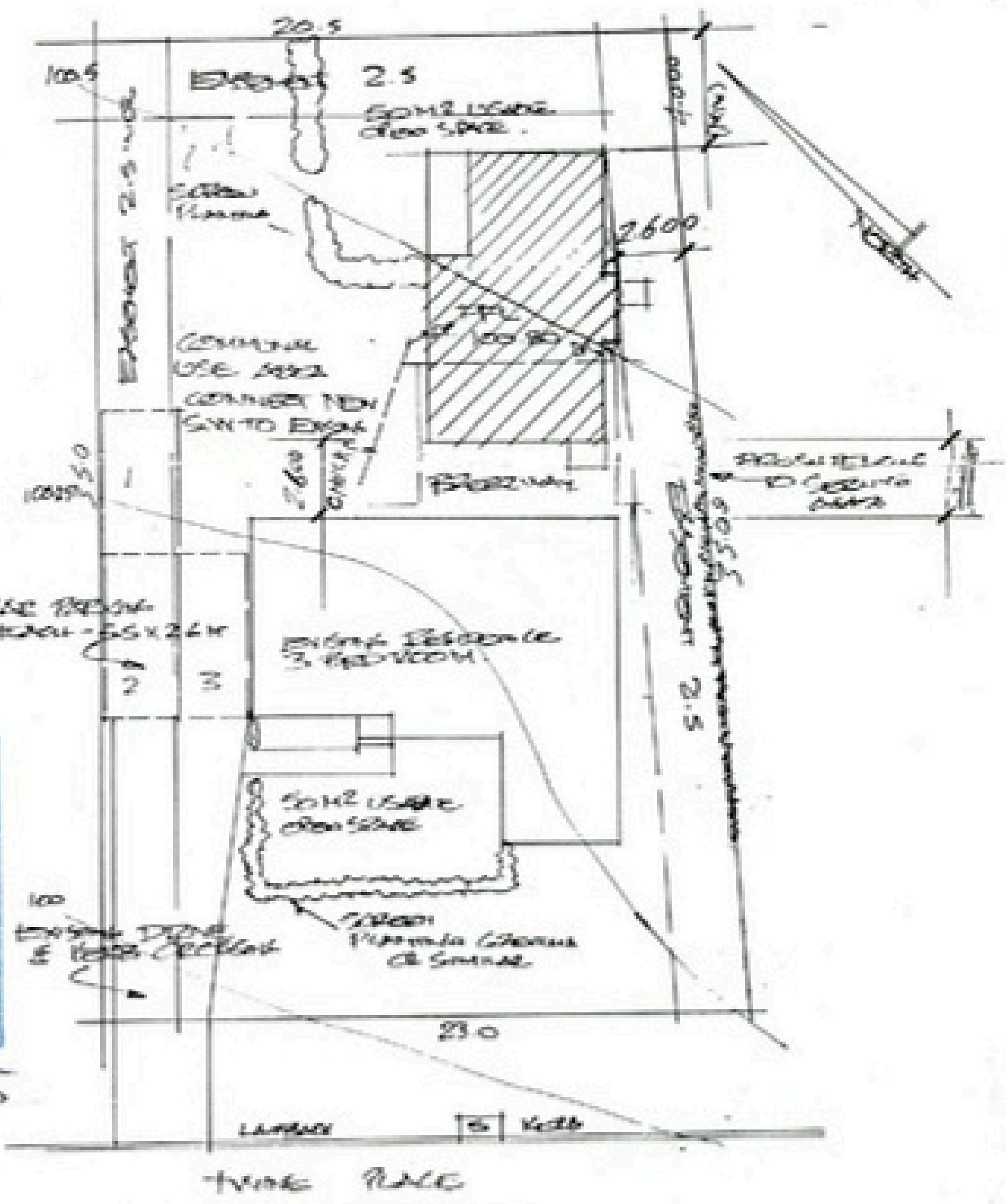
TYPICAL SECTION 1:100



ION 1:100

BE TAKEN DOWN TO SOUND
BE EFFECTED BY -
OPEN ALL DIMENSIONS ON
REQUIRED
DUE TO TRUSS MANUFACTURE
S FOR AS.170 WIND LOADING
170 - TIMBER FRAMING CODE
EXISTING
S SHOWN.

ACT GOVERNMENT
11 DEC 1998
PLANS/FILE NO. 983650
PROPOSED ACT BUILDING CONSENT



SITE PLAN 1:200

(REVISED PER 1900) (1) - UNIT REQUIRED, (2) - LIT/DIVISION & UTILITY CHANGES

PROPOSE DUAL OCCUPANCY
AT : BLOCK 6, SECTION 102,
DIVISION OF MONASH
FOR : B. FROMHOLD

BLOCK = 761.25 M²
% = 266.43 M²
USE = 113.68 M²
% = 63.75 M²
% SLICES = 42.90
% = 220.88 M²
%

9682281501

DRAWN - EARNSHAW - KICH PTY.LTD 883068

9032

PLAN OF SANITARY DRAINAGE

DRAINAGE PLAN No. 34263

OWNER B. FROMHOLD

BLOCK 6 SECTION 102 MONASH



REFERENCE

D.T. Disconnecter Trap.	S.P.D. Stoneware Pipe Drain.	I.C. Inspection Chamber.	F.T. Floor Trap.
E.V. Educt Vent.	C.I.P. Cast Iron Pipe.	M.H. Man Hole.	S.V.P. Soil Vent Pipe.
G.T. Gully Trap.	I.O. Inspection Opening.	V.P. Ventilating Pipe.	V.R. Vertical Riser.
J.U. Jump Up.	F.P. Fixed Point.	E.J. Expansion Joint.	UPVCPD. UPVC Pipe Drain.

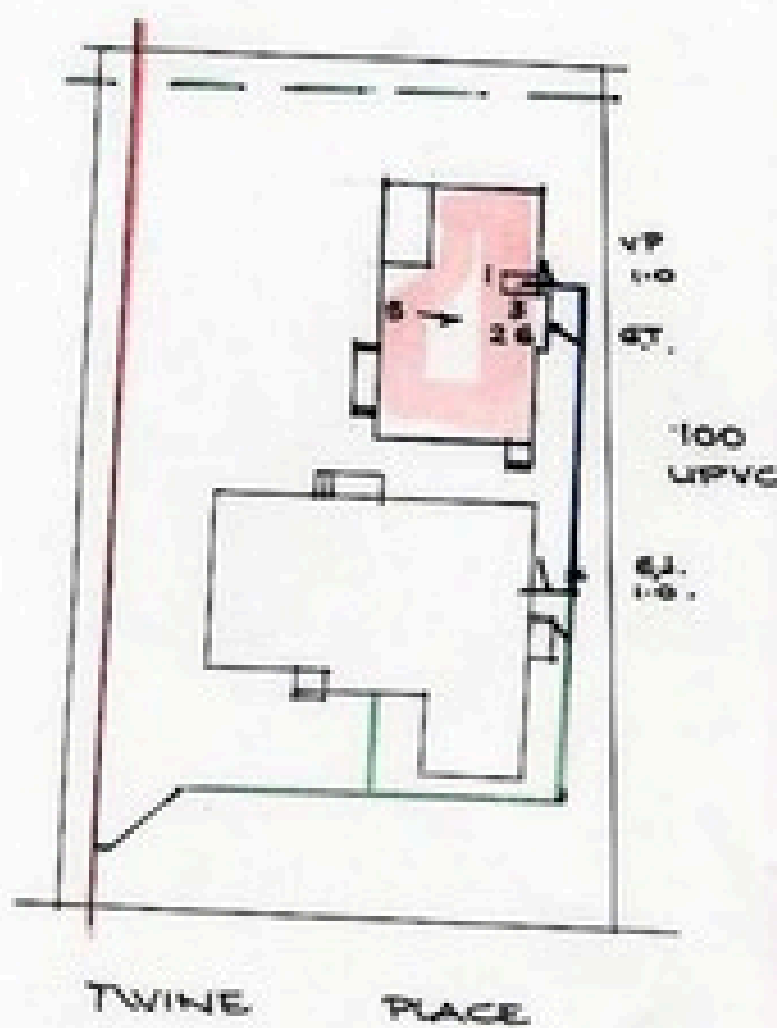
NOTE: All work to be executed in accordance with Canberra Sewerage & Water Supply Regulations

SCALE — METRIC 1:500


FIXTURES

	No. off		No. off
1. WATER CLOSET	/	6. TROUGHS	/
2. BATH	/	7. URINAL	—
3. BASIN	/	8. CLEANERS SINK	—
4. SHOWER	—		
5. SINK	/		

ADDITIONAL WORK



TWINE PLACE



NOTES

- Drains to be laid shown in BLUE lines.
- Existing drains shown in GREEN lines.
- Existing drains X'ed in RED to be abolished to approval.
- Drains to be supported on or from solid ground.
- Unplasticised Polyvinyl Chloride Pipe Drains (U.P.V.C.) including STACKS to be constructed in accordance with AS 2032 — 1977 and Canberra Codes of Practice.
- Inspection Openings must be provided at the property boundary; on each W.C. or stop-hopper branch; at intervals of not more than 30 metres spaced equidistant where possible; immediately upstream or downstream of all jump-ups.
- Drains under building must be retested — drains having cement joints must be totally surrounded with cement concrete 150 mm thick.
- This Plan to be read in conjunction with approved Architectural Plans and Specifications.
- Sewer branch to be located on site before any work is commenced.

Designed by: McINNES DRAUGHTING

[Signature]
SEWERAGE ENGINEER

11/9/1990

Building Inspection, Compliance and Pest Report

Unit 2



Residential REPORTS



PRESALE REPORT

2/4A Twine Place

Monash

REPORT PREPARED

18 May 2026



35 Poynton Street Hughes



6288 0402



info@residentialreports.com.au

SITE RECORD

ADDRESS	2/4A Twine Place Monash	
CLIENT	Kylie Fromhold	
OCCUPANCY STATUS	unoccupied - the dwelling was furnished at the time of inspection	
INSPECTOR - Adam Macie	INSPECTION DATE - 15 May 2026	WEATHER CONDITIONS - Fine
JOB REFERENCE - 46946	BLOCK - 6	SECTION - 102

INSPECTION DATA SUMMARY

YEAR OF DEVELOPMENT (APPROX. ISSUE OF FIRST CERTIFICATE OF OCCUPANCY)	<ul style="list-style-type: none"> 1991
AREA DETAILS (APPROX. SQM)	<ul style="list-style-type: none"> Residence - 63.75sqm off plan Carport - 39 sqm Block size - 282.4sqm
WALL CONSTRUCTION	<ul style="list-style-type: none"> brick veneer construction. For more information: visit residentialreports.com.au, click on 'resource library' and refer to the publication - Brick Veneer Walls
ROOF CONSTRUCTION	<ul style="list-style-type: none"> timber truss construction concrete tile roof covering
FLOOR CONSTRUCTION	<ul style="list-style-type: none"> concrete slab construction
ENERGY RATING	<ul style="list-style-type: none"> 4 stars
CONSTRUCTION	<ul style="list-style-type: none"> the dwelling is of adequate construction and structural workmanship for this type of residential development and its condition is commensurate with the era of construction, design, age and use
MAINTENANCE	<ul style="list-style-type: none"> there are maintenance items detailed in this report, please read the entire report
TIMBER PEST REPORT	<ul style="list-style-type: none"> please review the entire report, including the <i>Timber Pest Overview and Recommendations</i> section, for complete details and context no evidence of active subterranean termites (live species) was found at the time of our inspection
COMPLIANCE REPORT	<ul style="list-style-type: none"> For details on structures in this block and section, see the compliance report

IMPORTANT: This report is intended to be read in its entirety. You must carefully read the full document including Detailed Inspection Information, Warranty & Use and Scope & Limitations prior to making any critical decisions. The above Data Summary is supplementary to the Report and should not be used as a standalone reference. It is imperative to review the complete Report and in the case of any discrepancies between the Report and the above comments, the information in the detailed Report is the final authority. The reader is requested to immediately contact us if any content is not fully understood and requires clarification or further explanation. We value the opportunity to work on this inspection project and wish you all the best as you evaluate this property.

Signed on behalf of:

Residential Reports Pty Limited ABN 38 609 880 122


Adam Macie

Adam Macie

Building & Timber Pest Assessor

INSPECTION SCOPE – INTRODUCTION FOR THE READER

The reader must refer to the comprehensive Warranty & Use and Scope & Limitations at the end of this report. This report is written with reference to the Australian Standards outlined in our Scope & Limitations and is the result of a largely visual inspection only as required by the Standards. The inspection has been conducted to identify notable defects, insofar as an inspector can reasonably identify them and considering the building's age. Comments are provided primarily for items that could impact property value, normal wear and tear for an older building may not be detailed. If there are any discrepancies between the "Summary" and the Detailed Report, the Detailed Report should be relied upon. Where testing is undertaken and there are adverse findings, details will be noted. We do not inspect features such as electrical appliances, utilities, or swimming pool/s and equipment; qualified technicians should be consulted. This report does not quantify ongoing maintenance, upgrades, cosmetic works, or minor defects. If present, significant defects will be noted, and further investigation may be recommended. Where reference has been made to termites (live species, activity or prior activity) and maintenance or defects of significance, we strongly advise that prior to making any critical decisions, that the services of a suitably qualified tradesperson be engaged to quantify remedial action. Report comments may seem repetitive to emphasise that all inspected elements have been reviewed and a summary of inspection items is included at the end of the report for your reference.



STANDARD INDICATORS EXPLAINED

Our Inspector uses the terms below to describe the condition of building elements. The inspection is visual and conducted under normal lighting. These terms consider factors like the building's age, construction quality and type. Keep in mind that what is considered "good" may vary between an older and a modern building. There are no estimates for repair costs reported, as these depend on your service provider and chosen action:

GOOD	The feature is generally in good condition and does not require major repairs. Minor imperfections in the finish or structure may be present. For elements like windows and doors, the observation refers to a visual inspection only, focusing on substantial defects affecting the property, not operational issues.
FAIR	The feature is functional but has deteriorated and would benefit from cosmetic or remedial repair work.
POOR	The feature in the inspector's opinion, requires remedial action. Repairs or replacement are considered necessary rather than discretionary.
NO SIGNIFICANT DEFECTS	This condition is applied when no significant structural or functional defects are observed. Minor issues may be present, and any remedial action is discretionary.
DEFECTS HAVE BEEN IDENTIFIED	This condition is applied where the inspector has identified defects that require remedial action or investigation considered necessary rather than discretionary.



BUILDING & TIMBER PEST REPORT

IMPORTANT NOTE

Your inspector has conducted a comprehensive visual site assessment following Australian Standards for the Building Report and Timber Pest Report. Whilst the reports are considered separate, we've organised all the data for each area into a single table for your convenience. For example, when commenting on fences, you'll find information on both building maintenance and pest considerations in the one table. Where suspected water leakage, termite activity, active or latent, or building defects have been identified in this report, we strongly suggest further investigation. The reader must refer to the comprehensive Warranty & Use and Scope & Limitations contained in this report as it contains important advice for intending purchasers and for the owner of this building. A proactive approach to building maintenance and timber pest management is essential to the upkeep of the property.

INTERIOR

Bedroom	
ceilings and cornices	good
architraves and skirting boards	good
walls	good
doors and windows internal	fair to good <ul style="list-style-type: none">the entrance door is binding with the frame, adjustment is required

Bathroom	
ceilings and cornices	fair to good <ul style="list-style-type: none">the ceiling lining is stained in some areas, we are unable to determine the cause, however the area was dry at the time of inspection. While no current signs of leakage were found, we recommend monitoring for any changes
architraves and skirting boards	good
walls	good
doors and windows internal	good
vanity/hand basin	fair <ul style="list-style-type: none">the vanity has marks and signs of wear commensurate with its agethere are water stains visible underneath the sink. We are unable to determine if there is any ongoing water leakages, however, the area was dry at the time of inspection
shower screen	good
bath	good
ventilation	<ul style="list-style-type: none">ceiling fan unit (with heat lamps)
water leakage	<ul style="list-style-type: none">no water leakage detected in accessible areas
wall tiles	fair to good <ul style="list-style-type: none">there are imperfections to the wall tiling from a previous installation
floor tiles	fair to good <ul style="list-style-type: none">the floor tile grouting requires repairs in some areas
fit-out	good
hardware, fixtures and fittings	good

Toilet	
ceilings and cornices	good
architraves and skirting boards	good
walls	good
doors and windows internal	good
toilet suite	good
water leakage	<ul style="list-style-type: none"> no water leakage detected in accessible areas
ventilation	<ul style="list-style-type: none"> there is no mechanical ventilation
floor tiles	good
hardware, fixtures and fittings	good

Kitchen	
ceilings and cornices	good
architraves and skirting boards	good
walls	good
doors and windows internal	good
sink	good
splashback	fair to good <ul style="list-style-type: none"> there are loose vinyl tiles to the splashback
ventilation	<ul style="list-style-type: none"> ventilation is provided by a recirculating range hood
hardware, fixtures and fittings	good
kitchen fit-out	fair to good <ul style="list-style-type: none"> there are water stains visible underneath the sink. We are unable to determine if there is any ongoing water leakages, however, the area was dry at the time of inspection

Living Room	
ceilings and cornices	good
architraves and skirting boards	good
walls	good
doors and windows internal	fair <ul style="list-style-type: none"> the windows require adjustment or new rollers to ensure smooth operation the glazing bead requires refixing

Hallway	
ceilings and cornices	good
architraves and skirting boards	good
walls	good
doors and windows internal	good

Roof Cavity	
insulation	<ul style="list-style-type: none"> the roof cavity is insulated with fibreglass batts
sarking	<ul style="list-style-type: none"> sarking has been installed in the roof cavity. For more information: visit residentialreports.com.au, click on 'resource library' and refer to the publication - Sarking the sarking has been damaged in some areas - holes and tears reduce the effectiveness of the sarking as a moisture and insulation barrier. To maximise benefit, where possible, the sarking should be repaired with bitumen tape
roof construction	<ul style="list-style-type: none"> timber truss construction
termites - roof void	<ul style="list-style-type: none"> no active termites and/or termite damage or workings were observed in the areas accessible at the time of inspection
wood decay - roof void	<ul style="list-style-type: none"> no evidence of wood decay (rot) fungi damage was sighted in areas accessible at the time of inspection
borers - roof void	<ul style="list-style-type: none"> no evidence of borer damage was sighted in areas accessible at the time of the inspection

Interior/Main Dwelling	
termites - interior	<ul style="list-style-type: none"> no active termites and/or termite damage or workings were observed in the areas accessible at the time of inspection
wood decay - interior	<ul style="list-style-type: none"> no evidence of wood decay (rot) fungi damage was sighted in areas accessible at the time of inspection
borers - interior	<ul style="list-style-type: none"> no evidence of borer damage was sighted in areas accessible at the time of the inspection

EXTERIOR

Inspection Items	
roof exterior	no significant defects <ul style="list-style-type: none"> concrete tile roof covering
gutters and downpipes	no significant defects
eaves, fascia and barge ends	no significant defects
wall construction exterior	no significant defects <ul style="list-style-type: none"> brick veneer construction
doors and windows external	no significant defects
floor construction	no significant defects <ul style="list-style-type: none"> concrete slab construction there is no evidence that the floor has any significant defects, floor coverings prohibit a visual inspection so it is possible that some minor defects may be concealed
driveway	no significant defects
paths and paving	no significant defects
steps and stairs external	no significant defects
grounds	no significant defects
fences and gates	no significant defects

Carport	
carport type	• tandem carport
roof exterior	good • metal deck roof covering
gutters and downpipes	fair to good • one of the downpipes is not connected to the stormwater. Where stormwater is not directed into the drainage system, care should be taken to ensure that stormwater is directed away from the building
structural integrity	good • steel construction
doors	not applicable

Deck	
decking timbers	good
deck support posts	no condition has been applied • we were unable to inspect all areas of the deck substrate, therefore we cannot comment on the overall condition of posts that are not visible
structural integrity	good
termites - deck	• no active termites and/or termite damage or workings were observed in the areas accessible at the time of inspection
wood decay - deck	• no evidence of wood decay (rot) fungi damage was sighted in areas accessible at the time of inspection
borers - deck	• no evidence of borer damage was sighted in areas accessible at the time of the inspection

Patio	
patio construction	good • tiled floor construction
drainage	good • drainage appears to be directed away from the dwelling, however, this was not tested at the time of inspection

TIMBER PEST - OVERVIEW & RECOMMENDATIONS

Overall risk - pest	<ul style="list-style-type: none"> considering all of the relevant factors, it is our opinion that the overall degree of risk of timber pest infestation to the property is HIGH - we strongly recommend that regular inspections are undertaken
Evidence of timber pests	<ul style="list-style-type: none"> no evidence of active subterranean termites (live species) was found at the time of our inspection
Evidence of a termite nest	<ul style="list-style-type: none"> no, please read the report in full
Evidence of a pest treatment	<ul style="list-style-type: none"> we found no evidence of any recent termite treatment or durable notice at the time of inspection
Pest treatment required?	<ul style="list-style-type: none"> considering there is no evidence of a pest treatment, we recommend that a regular pest management program in accordance with Australian Standard 3660.1 to prevent subterranean termites from infesting the property be implemented. A proactive approach to Timber Pest Management will offer the highest protection for the building. A management proposal can be obtained by contacting our office on 6288 0402, or please contact your regular inspector.
We recommend pest inspections are conducted every:	<ul style="list-style-type: none"> 6 to 12 months
Drainage and ventilation	<ul style="list-style-type: none"> concrete slab construction - not applicable
Mould	<ul style="list-style-type: none"> mould was not observed at time of inspection <p>Mould on walls and ceilings etc; is an indicator of high moisture or very poor ventilation. If reported you should commission further investigation by a builder or an Industry Hygienist as its presence may indicate a water leak, wood decay or termites behind the wall or ceiling sheeting.</p>
Weep holes	<p>Were the weep holes clear allowing the free flow of air?</p> <ul style="list-style-type: none"> yes <p>Weep holes are small openings that allow water to drain from within an assembly. Weeps are located at the bottom of the building to allow for drainage. It is important that soil, lawn, concrete paths or pavers do not cover the weep holes. Sometimes they have been covered during the rendering of the brick work. They should be clean and free flowing. Covering the weep holes in part or in whole may allow undetected termite entry.</p>
Slab edge exposure	<p>Is the slab edge exposed?</p> <ul style="list-style-type: none"> no, not applicable as construction is an infill slab <p>Where external concrete slab edges are not exposed there is a high risk of concealed termite entry. In some buildings built since July 1995 the edge of the slab forms part of the termite shield system. In these buildings an inspection zone of at least 75mm should be maintained to permit detection of termite entry. The concrete edge should not be concealed by render, tiles, cladding, flashings, adjoining structures, paving, soil, turf or landscaping etc. Where this is the case, you should arrange to have the slab edge exposed for inspection. Concealed termite entry may already be taking place but could not be detected at the time of the inspection. This may result in concealed timber damage.</p>

Termite shields (ant caps) cont.	<p>In our opinion the termite shields appear to be:</p> <ul style="list-style-type: none"> • not applicable, concrete slab construction <p>Termite Shields should be in good order so termite workings are exposed and visible. This helps stop termites gaining undetected entry. Joins in the shielding should have been soldered or sealed with an approved sealant as per AS 3660 during the installation. Whenever it is observed that the joins in the shielding have not been soldered then the shielding must be reported as inadequate. It may be possible for a builder to repair the shielding. If not, a chemical treated zone may need to be installed to deter termites from gaining concealed access to the building. Missing, damaged or poor shields increase the risk of termite infestation. Other physical shield systems are not visible to inspection and no comment is made on such systems.</p>
Hot water, air conditioning and water tanks	<p>Units that release water alongside or near to building walls need to be connected to a drain. If this is not possible then their water outlet needs to be piped several meters away from the building, as the resulting wet area is highly conducive to termites.</p> <p>Is there a need for work to be carried out?</p> <ul style="list-style-type: none"> • yes - hot water unit
General recommendations	<ul style="list-style-type: none"> • As this property is located in an area where subterranean timber pests are commonly found we strongly recommend that you have regular inspections carried out no later than every 6 - 12 months (or as specifically recommended above) to ensure that there is no termite activity present in your buildings and structures. • Any untreated timbers in direct contact with the soil are very conducive to attack from subterranean termites. These should be removed and replaced with a material not conducive to attack such as brick, stone, concrete or treated timber. • Garden beds, mulch and foliage against the structure can create conditions that are highly conducive to timber pest attack. Clearing is recommended.

It should be noted that if the risk factor specified in this report is considered to be high it is encouraging awareness that increased vigilance is warranted. Any recommendations regarding reducing conditions that are conducive to timber pests or frequency of inspections must be observed. If termite activity, active or latent, has been identified in this report, we strongly suggest an invasive inspection is carried out. To safeguard against potential timber pest attack, we recommend that a full inspection be undertaken every 6-12 months at a minimum or as specifically recommended above. We strongly encourage the property owner to consider implementing a Timber Pest Preventative Management Plan, which includes periodic Termite Inspections. A proactive approach will help ensure the ongoing protection of the property. Please call our office on 6288 0402 for advice and information or to arrange a customised schedule for this building or contact your regular inspector.

COMPLIANCE REPORT

Plan No. (if applicable)	Description	Date of COU Approvals (Certificate of Occupancy)	Comments
53550/B+/C	dual occupancy additions	03/06/1991	
986360/A	garage, shower & wc	04/02/2000	
	garden shed		<ul style="list-style-type: none"> the dimensions of the structure are exempt from approval, however, the structure is located on an easement
	carport		<ul style="list-style-type: none"> approval is required the structure exceeds allowable dimensions for exemption roofed structure over 25 sqm
	deck		<ul style="list-style-type: none"> approval is not required

For any incomplete approvals please email acbuildingconveyance@act.gov.au for further information on how to complete.

COMPLIANCE REPORT NOTATION

IMPORTANT NOTE - We obtained a Building File from Access Canberra to complete this Compliance Report. This report relates to Building and Development approvals only. The building file may contain floor plans, elevations, Certificates of Occupancy & Use, index, survey reports, and drainage plans. Our report is based on examining these documents and conducting a visual inspection, focusing on compliance matters from the provided file. Please be aware that if plan details are unclear or compromised, we are not liable for any omissions or errors. Refer to more details about Compliance in our Scope & Limitations. For information regarding current dimensions and approvals you can visit: planning.act.gov.au/topics/design_build/da_assessment/exempt_work

EASEMENTS - An easement is a section of land registered on your property which gives another party the right to access it for a specific purpose. An example is a section of the property that contains municipal services such as electricity, or drainage infrastructure. If a structure requires approval and is located on an easement the appropriate utility provider is consulted during the certification process and it is they who determine if an application for approval will be supported.

TCCS, PLUMBING & ELECTRICAL APPROVAL - If this report notes structures or alterations that require Transport Canberra & City Services (TCCS), Plumbing or Electrical Approval or cites plumbing and electrical additions and or alterations, please note that approval may have been granted, however, documentation is not provided in the building file. The Environment & Planning Directorate or the owner may have further information.

DEVELOPMENT APPROVAL - If this report identifies structures that require Development Approval, information relating to the status of Development Approvals will be shown on the Lease Conveyancing Enquiry provided by the solicitor. This will be included in the Conveyancing Contract for Sale. The status of a pending Development Approval is not contained within the building file we receive.

SWIMMING POOLS & SPAS - The ACT Government has introduced reforms to home swimming pool safety, with a focus on swimming pool safety barriers. The reforms commence on 1 May 2024, with a four-year transition period. The scheme imposes requirements for information about the safety standard of a regulated swimming pool to be disclosed on the sale of a property. Owners must provide prescribed information including: exemption certificate, compliance certificate, swimming pool disclosure statement, certificate of occupancy for the pool and safety barriers that is not older than 5 years and 'Pool Owners Guidance Material' which outlines the obligations on owners of premises on which a regulated swimming pool is located. If this information is not provided in this report, you must request a copy. For more information on the reforms visit the ACT Government's Planning website.

EXTENSIONS - Where an extension or addition has been made to a property, it can create a potential gap or discontinuity in the termite barrier system. This gap occurs between the original structure and the new addition. Termite barriers are critical in aiding the prevention of undetected subterranean termites from entering the dwelling, and any interruption in the barrier can compromise its effectiveness. We are unable to report on the existence, condition or continuity of the termite barrier system between the existing dwelling and additions or alterations.

PROPERTY ACCESS

Restricted access caused by stored goods, furnishings, window treatments, floor coverings, security devices, vegetation, duct work, confined spaces, insulation and other impediments will limit the scope of this inspection. Whilst every effort has been made to conduct a comprehensive roof cavity and subfloor inspection there are limitations relative to safe access requirements which include low clearances, the availability of safe walk-ways and work-safe temperatures, which when applicable, will limit the inspection. The roof exterior is inspected when accessible from a 3.6 metre ladder, or from ground level where there are height restrictions. Only structures, fences and/or trees within 30m of the building but within the property boundaries were inspected. No inspection was made, and no report is submitted with respect to inaccessible areas. These include, but may not be limited to, cavity walls, concealed frame timbers, eaves, flat roofs, fully enclosed patios, subfloors, soil concealed by concrete floors, wall linings etc. Where a property is furnished at the time of the inspection the furnishings and stored goods may be concealing evidence of Timber Pest Activity. This evidence may only be revealed when the property is vacated. A further inspection of the vacant property is strongly recommended in this case. Please note where a complete inspection of any area was not possible, timber pest activity and/or damage may exist in these areas. Prior to making any critical decisions, further inspections are strongly recommended to areas where reasonable access is unavailable, obstructed or restricted or a high risk of possible timber pests and /or damage exists.

2/4A Twine Place Monash	
Area	Restrictions
INTERIOR	access during inspection of the interior of the property was restricted by: - furniture and stored goods including in cupboards and under sink units - window treatments and floor coverings
SUBFLOOR	there is no subfloor, the dwelling is constructed on a concrete slab
ROOF CAVITY	our inspection of the roof cavity was restricted by: - low clearances - insulation covering the ceiling framing - inspection around the eaves was restricted due to low pitch and clearances - sarking and duct work
ROOF EXTERIOR	roof exterior: - safety harness anchors and edge restraints were not available. Work Health and Safety regulations required a top of ladder inspection
GROUNDS & EXTERNAL STRUCTURES	access to the inspection of grounds/external structures was restricted by: - vegetation restricted visual inspection to some areas - the deck is fully enclosed and there is no access underneath the structure

WARRANTY & USE OF OUR REPORTS

This report is **intended to be read in its entirety**. The report is written solely for the use and benefit of:

The Client named in this report

The Purchaser of the property

No liability or responsibility in contract or tort or statute is accepted to any Other Party who may rely on the report wholly or in part. Any Other Party acting or relying on this report, wholly or in part, does so at their own risk. Additionally, no liability or responsibility will be accepted if the invoice for this report is not paid on or before settlement of the sale contract or within one hundred and eighty (180) days from the date of inspection.

No liability shall be accepted on account of failure of the report to notify any termite activity and/ or damage present at or prior to the date of the report in any areas of the subject property physically inaccessible, or to which access for inspection is denied by or to the Inspector including but not limited to any areas so specified by the Report. Furthermore, we do not assume liability for any omissions, errors, or inaccuracies in documents provided by external agencies, the client, or their representative. The report is only an opinion of Residential Reports and is valid for one hundred and eighty (180) days from the date of inspection as per the Civil Law (Sale of Residential Property) Act. No liability will be accepted or claims considered after the expiration of this period of liability.



Before the property exchange, you will have the opportunity to attend a pre-settlement inspection to conduct your due diligence. Carefully consider the building's age and its impact on elements like windows, doors, and cupboards. Our inspectors do not assess ongoing maintenance, and as such you or your representative should personally appraise relevant building elements. If it is claimed that there is an omission relating to this report, Residential Reports must be notified in writing before any action is taken. No liability shall be accepted where any costs (including for remedial action or professional advice) are incurred by the claimant prior to Residential Reports receiving written notification along with evidence of the defect or omission, being given a reasonable opportunity to re-inspect the property, obtain professional advice and propose a resolution or arrange for rectification work to be undertaken. Unless costs are specified and agreed to in writing, no liability will be accepted. No liability shall be accepted for any costs incurred in excess of the reasonable costs required to rectify the defect or omission claimed. *This report supersedes any other report, verbal or written, given to you by this company in respect of this property. If you have questions or do not understand any part of this document and require clarification, please contact us prior to acting on this report. Copyright remains with Residential Reports, the report content, style and presentation is not to be copied or reproduced without written authority of the Company.*

SCOPE & LIMITATIONS OF OUR INSPECTION

This report has been prepared as a result of a largely **VISUAL INSPECTION ONLY** with limited operational testing conducted as required by Australian Standard AS 4349.0-2007 Inspection of Buildings (General requirements), AS 4349.1-2007 Inspection of Buildings (Pre-purchase inspections - Residential Buildings) and AS 4349.3 - 2010 Inspection of Buildings Part 3: Timber Pest Inspections. It is limited to the condition of those areas of the property that were fully accessible (see Safety and Reasonable Access) and visible to the inspector at the time of inspection. In the case of a Strata type property, our inspector only undertakes an examination of the interior of the unit. You must read the entire report and Scope & Limitations sections before reaching any conclusions regarding our opinion of the property's condition. Any person relying on this report acknowledges the following clauses, which define the Scope and Limitations of the inspection and form an integral part of the report.

LIMITATION OF LIABILITY

This report is valid on the date of inspection. Responsibility is not accepted for any matter that is not evident, or, for any deterioration of the property that occurs after the date of the inspection. The inspection is a visual assessment only.


The operation/working condition of limited features may have been commented on during the course of our inspection. Operational testing is limited, where testing occurs and a defect is identified, this defect may be noted in the Report if it is a major defect and may be investigated further to provide more detail. However, this does not impose on the inspector any further obligation to test each same item, nor does it impose an obligation to make note if in the inspector's reasonable view, the defect is not a major defect. There is no guarantee

that items referenced will operate as intended at a later date. Prior to purchase, the purchaser must conduct their own due diligence most particularly where defects have been documented in this report so that they are able to quantify the extent and cost of required remedial action. The Purchaser acknowledges that they should not solely rely on this Report as to the exact condition of the property and that they should obtain independent advice from a qualified technician relative to required remedial actions.

Concealed areas are not reported on. Concealed defects may include, but are not limited to:

- Breakage, blockage or interference with concealed pipes, concealed window and door mechanisms
- Defective service installations
- Any part of the structure which is underground or concealed e.g. footings, wall and ceiling framing, concealed floor structures
- Areas concealed by furnishings, fixtures and fittings or stored goods, low clearances or where safe access is not possible.

Responsibility is not accepted for defects which are latent or otherwise not reasonably detected in a visual inspection without interference with, removal or breaking apart of any of the structure including fixtures, fittings, furniture, insulation or stored items within and around the building. The inspector notes that some defects may be concealed, obstructed and/or inaccessible at the time of the inspection. The reader should be aware that various features of the property such as large and heavy furniture, as well as electrical goods including washing machines and fridges may obstruct the view of the inspector and/or make possible defects inaccessible such that their visibility to the inspector is limited and they may not be identified. The Purchaser acknowledges that Residential Reports will not accept any liability for concealed, obstructed and/or inaccessible defects that the inspector does not identify.



EXCLUSION OF ITEMS FROM INSPECTION

AS 4349.1 – 2007 excludes reporting of the following items: Footings below ground, concealed damp-proof course, electrical installations, operation of smoke detectors, light switches and fittings, TV, sound and communications and security systems, concealed plumbing, adequacy of roof drainage as installed, gas fittings and fixtures, air-conditioning, automatic garage door mechanisms, swimming pools and associated filtration and similar equipment, the operation of fireplaces and solid fuel heaters, including chimneys and flues, alarm systems, intercom systems, soft floor coverings, electrical appliances including dishwashers, incinerators, ovens, ducted vacuum systems, paint coatings, except external protective coatings, health hazards (e.g., allergies, soil toxicity, lead content, radon, presence of asbestos or urea formaldehyde), timber and metal framing sizes and adequacy, concealed tie-downs and bracing, timber pest activity, other mechanical or electrical equipment (such as gates, inclinators, soil conditions, control joints, sustainable development provisions, concealed framing-timbers or any areas concealed by wall linings/sidings, landscaping, rubbish, floor covers, furniture and accessories, stored items, insulation, environmental matters (e.g., BASIX, water tanks, BCA Environmental Provisions), energy efficiency, lighting efficiency.

WHAT THE INSPECTOR EXAMINES TO PREPARE A PROPERTY REPORT...

...AND IMPORTANT NOTES ABOUT THESE AREAS

The following outlines aspects of the property that can be examined through visual inspection, derived from the Australian Standard AS4349.1 – 2007. Comments are generally provided only if significant issues are found. The inspector didn't move or remove any coverings or furnishings, which could hide defects. Damage to concealed structures or pest activity may not be visible due to foliage or other obstructions. This report is a guide for potential buyers and should complement your own inspection and due diligence. Some aspects are subjective, so consider factors like presentation, past maintenance, and construction age when forming opinions.

DOORS & DOOR FRAMES - Defective hardware – significant, rotting/corroded frames, loose/badly fitting doors, damage.

EXTERNAL ROOF COVERING, FASCIAS, GUTTERS & DOWNPIPES - Tiles/slates, sheet roofing, flashing, skylights, vents, downpipes, valleys, guttering, eaves, fascia boards, barge ends. Roof waterproof integrity and roof drainage is not tested during our inspection therefore it is not possible to determine the effectiveness of the roof cover and drainage system under all conditions. It is important to note that a visual inspection of the roof covering may not identify roof leakages. Roof design can have a significant impact on roof drainage. Low pitched construction can, in adverse weather conditions lead to flooding of the roof cover. Effective roof drainage is absolutely critical for a flat framed or low pitch roof. Flooding of the roof cover can result in water ingress within the building envelope. Roof drainage and the stormwater systems are not tested at the inspection. Inadequate, blocked or non-existent stormwater drains are often accountable for problems relating to roof drainage. Repainting of timber can mask the existence of timber rot. We cannot guarantee that all timbers are sound. A visual inspection may not, in some circumstances, detect roofing timbers affected by rot.

EXTERNAL WALLS & NON-STRUCTURAL RETAINING WALLS - Bricks, mortar, render, cracking/movement, dampness, visible flashing, weep holes, joint sealants, perpend, decay. Settlement cracks, if present, need to be monitored over a period of time to determine if an ongoing structural problem exists. If any reference has been made in this report to cracking, settlement and/or movement, it should be noted that we are not experts in this area and further advice, if considered necessary, should be obtained from a Structural Engineer.

FENCES & GATES - Palings/panels, rails, posts, sagging, timber decay (rot).

FLOORS - **TIMBER**: Springy or squeaky boards/sheeting, timber decay (rot), out of level – significant, undulations – significant, dampness/water damage; **CONCRETE**: cracking, out of level – significant; **HARD FLOORING**: cracking, loose or drummy units, dampness/water damage

INTERNAL ROOF SPACE - Framing, insulation, sarking, party walls (if applicable). Sarking is a foil insulation/vapour barrier. Used in conjunction with bulk insulation, sarking provides an ideal insulation system for the control of heat and condensation. Sarking can only be installed during construction.

KITCHEN - Fit out, sealants, ventilation, taps, leakage, sink, drummy/cracked/missing tiles, grout defects. This report does not cover any matters relating to the operation of electrical or gas appliances. Any comments made in this regard are from a general observation only.

PAINTWORK - The condition of painted surfaces is often a subjective matter. Areas that appear to be acceptable when furnished may not always be considered so when devoid of obstructions. Paint work is normally not considered in Property Inspections. To prevent wood decay of timber surfaces and deterioration of metal components, the condition of these surfaces should be monitored, and repainting carried out regularly. Corrosion of any metal roof sheeting should be repaired, treated and painted to avoid water leakages. Painted surfaces can mask areas where timber has deteriorated. Our visual inspection may not detect instances where this has occurred. The opinions provided here are of a general nature only, given that there can be significant differences in the condition of painted surfaces in each area of the property. The reader of this report is urged to conduct their own detailed inspection before reaching a conclusion regarding the acceptability of painted surfaces

PATHS, PAVING & DRIVEWAY - Cracking, movement, uplifting, sinking, alignment, roof penetration.

SPECIAL PURPOSE REPORTS - Improvements such as swimming pools and spas are subject to a Special Purpose Report and are not included in our inspection and reports. We recommend that a qualified technician be engaged to report on these items and to advise on current regulations relating to safety fencing and equipment.

STAIRCASES - Stringers, handrails, balustrades, newel posts, treads (goings), risers

SUB FLOOR - Dampness, debris, drainage, ventilation, cracked or leaking pipes; **TIMBER CONSTRUCTION**: bearers & joists, framing, piers/stumps; **SUSPENDED CONCRETE FLOOR CONSTRUCTION**: concrete condition, cracking. If moisture is noted, it is recommended that the sub-floor area be monitored to ensure that surface and sub-surface moisture ingress is not an ongoing issue. If the area remains damp, consideration should be given to upgrading subterranean and surface drainage systems to ensure that moisture is directed away from the building foundations and the sub-floor area is kept dry. A qualified drainage expert should be consulted with regard to drainage issues.

Foundation problems are caused by reactive soil types and trees and gardens being planted too close to the building. Generally, clay soils which are common in the ACT, are reactive soils. Large trees use vast amounts of water and can quickly draw moisture out of the ground during dry periods, this results in destabilised moisture content of the soils around the building and ultimately may cause a foundation problem. Over watering gardens close to the building may have the opposite effect, especially with clay soil. Over watering increases the moisture content of the soil which can result in "heaving" of the foundations adjacent to the garden. When watering close to the building you should avoid 'pooling' of water in a particular area, as this also affects the moisture content of the soil which in turn can cause damage to footings and foundations. Too much or too little water near the perimeter of the building may cause serious problems with foundations and footings and damage can cause major structural problems, resulting in costly repairs.

HINTS FOR AVOIDING PROBLEMS AND COSTLY REPAIRS:

- Water gardens evenly close to the building and do not over water
- Ensure the ground is graded away from the walls of the building and that the property has adequate drainage
- Promptly repair broken downpipes, leaking taps, sewerage pipes and other water services
- Hot water system overflows should be directed away from the area immediately adjacent to the foundations and the services maintained to ensure excessive leakage does not occur
- Garden beds should not be located against the house

TIMBER PESTS - Our visual inspection is undertaken to identify the following timber pests: Subterranean termites, Borers, Timber decay (rot) fungi. Where applicable and where there is reasonable access, the following areas are examined: interior and exterior of structures, roof cavity, subfloor, garage or carport, garden and storage sheds/outbuildings, retaining walls and garden borders, pergolas and decks, structures, fences and trees within 30m of the building within the boundaries of the property. Water leaks: especially in the subfloor or against external walls e.g. leaking taps, roofs or down pipes, increases the likelihood of termite attack. Leaking showers or leaks from other 'wet areas' also increase the likelihood of concealed timber pest attack. Where evidence of termite activity was found in the grounds then the risk to buildings is very high. A treatment to eradicate the termites and to protect the building(s) should be immediately carried out. Where the evidence of termite workings (including dormant mud leads) was found in the grounds or the building(s) then the risk of a further attack is very high. If live termites or any evidence of termite workings or damage was reported within the building(s) or in the grounds and fences then it must be assumed that there may be concealed termite activity and/or timber damage. This concealed activity or damage may only be found when alterations are carried out such as when wall linings, cladding or insulation are removed or if you arrange for an invasive inspection. In situations where visual evidence of termite activity or damage is reported, but no live termites were observed during the inspection, it's important to recognise that termites might still be active in the immediate vicinity, potentially causing further damage. Determining whether the infestation is active or inactive requires multiple inspections over time, as various factors, such as prior disturbances, climatic conditions, or the termites finding an alternative food source, can influence their presence during a single inspection. To safeguard against potential termite-related issues, we recommend continued, regular inspections. **An invasive inspection is also an option for a more comprehensive assessment. We strongly encourage the property owner to consider implementing a Timber Pest Preventative Management Plan, which includes periodic Termite Inspections. This proactive approach will help ensure the ongoing protection of the property against potential termite threats. Please call our office on 6288 0402 for information and to arrange a customised schedule for this building or contact your regular inspector.**

WALL CONSTRUCTION - Distortion (significant), nail popping, defective lining, dampness/water damage, cracking, defective or damaged plaster/render. Settlement cracks, if present, need to be monitored over a period of time to determine if an ongoing structural problem exists. If any reference has been made in this report to cracking, settlement and/or movement, it should be noted that we are not experts in this area and further advice should be obtained from a Structural Engineer.

WATERPROOFING - A VISUAL INSPECTION OF THE AREA CANNOT PROVIDE CONCLUSIVE EVIDENCE THAT THE AREA IS WATERPROOF. Compliance with Australian Standard AS 370-2004 Waterproofing of Wet Areas is critical to meeting waterproofing requirements. Should conclusive evidence be required regarding the integrity of waterproofing of wet areas, in particular shower areas, we recommend that a qualified technician be engaged to complete a comprehensive test to include:

- Capping the shower rose and leaving the water reticulation system under pressure and then checking for evidence of water leakage around tap spindles etc. (the sound of escaping air when the shower rose cap is removed indicates a watertight system). The technician may be engaged to complete a comprehensive pressure test of the entire water reticulation system.
- Plugging the floor drain of the shower cubicle and filling the base with water to the maximum level. Allowing the water to remain in the base for an extended period and checking that the level has not dropped. If the water has diminished it is most likely that the waterproofing system has failed.

WET AREAS - Fixtures and fittings, ventilation, cistern/pan, taps, basins, tubs, leakage, sealants, drummy/cracked/missing tiles, grout defects, vanity, shower leakage, broken/cracked glass. If a wet area was not in service prior to and or at the time of inspection and no elevated moisture readings were recorded, or there was no visible evidence of current water leakage, then it is possible that an existing water leak will remain undetected.

WINDOWS - Putty/glazing sealant, broken glass, rotting frames (timber), corrosion (metal), sills, fittings/hardware, damage. In most cases access to windows is restricted by window treatments, furniture or security locks. Older style timber windows can sometimes bind with the frame. This is viewed as a general maintenance issue. Sash windows sometimes require maintenance to the window balance mechanism or sash cords. A visual inspection cannot provide a guarantee that windows will operate smoothly. Sometimes window runners, sashes and balance mechanisms will require maintenance or replacement.



SAFETY & REASONABLE ACCESS

Australian Standard 4349.1 – 2007 3.2.2 The extent of accessible areas shall be determined by the inspector at the time of inspection, based on the conditions encountered at the time of inspection. The inspector shall also determine whether sufficient space is available to allow safe access. The inspection shall include only accessible areas and areas that are within the inspector's line of sight and close enough to enable reasonable appraisal. The Australian Standard 4349.3 defines reasonable access as "areas where safe, unobstructed access is provided and the minimum clearances are available; or, where these clearances are not available, areas within the consultant's unobstructed line of sight and within arm's length. NOTE: Reasonable access does not include removing screws and bolts to access covers." Reasonable access is determined in accordance with the provisions of the following WHS requirements;

Area	Access Manhole MM	Crawl Space MM	Height
Subfloor	500 x 400	VERTICAL CLEARANCE - Timber Floor: 400* Concrete Floor: 500	Height
Roof Interior	400 x 500	600 x 600	Accessible from a 3.6 m ladder
Roof Exterior			Accessible from a 3.6 m ladder

* To underside of bearer, joist or other obstruction to access.

ROOF COVER INSPECTION

Work Health and Safety requirements determine that an inspector accessing a roof cover must be protected by harnessed safety lines and or edge protection. These safety measures are not practical during a presale inspection, therefore, this report is restricted to a "top-of-ladder" inspection. This report is not a guarantee that defects and/or damage do not exist in any part of the property not specifically seen and described by the inspector. This report is not a warranty against problems that may develop in the future.

CEILING CAVITY INSPECTION

Work Health and Safety requirements determine that an inspector entering a ceiling cavity or similar space must have direct access to properly constructed walkways (sometimes referred to as catwalks) to eliminate the possibility of falling through the ceiling lining to the floor below, a fall that could result in serious injury. Generally, walkways are limited in a ceiling cavity so invariably sections of the roof structure will be inspected from a distance with the inherent limitations associated with limited access and often an impaired line-of-sight. Safety requirements prevent the inspector from traversing a ceiling cavity where safety elements are not available. This report is not a guarantee that defects and/or damage do not exist in inaccessible areas.

WORK HEALTH & SAFETY ACT 2011

A non-residential building and the common property of some group residential buildings will fall within the definition of a workplace for the purposes of the Work Health and Safety Act 2011. The owners of workplaces must ensure that:

- Premises are safe and without risk
- Plant and substances are used without risk
- Workers are trained in WHS, are aware of their obligations and do, in fact, act in a safe manner

A pre-purchase building inspection may identify some safety issues in the common area but it is not an audit conducted for that specific purpose. It is essential that every Owners' Corporation or Company consult an appropriately qualified specialist to ensure it meets its legislative obligations.

SAFE WORKING TEMPERATURES FOR THE INSPECTOR

When the temperature of a workspace (for example a ceiling cavity) exceeds the level considered to be safe according to WHS guidelines, the inspector will complete a risk assessment and the inspection will be limited accordingly. In the event that the inspector determines that the temperature exceeds safe working limits, generally, the inspection will be limited to the area immediately adjacent to the access for inspection.

PROPERTY REPORT

This report does not and cannot make comment upon: defects which may have been concealed; the assessment or detection of defects (including rising damp or leaks) which may be subject to the prevailing weather conditions; whether or not services have been used for some time prior to the inspection and whether this will affect the detection of leaks or other defects; the presence or absence of timber pests; gas fittings; environmental concerns; the proximity of the property to flight paths, railways, or busy traffic; noise levels; health and safety issues; heritage concerns; security concerns, fire protection; site drainage (apart from surface water drainage). The operation of swimming pools and spas; detection and identification of unapproved building work; detection and identification of illegal or inadequate plumbing or electrical work; durability of exposed finishes; neighbourhood problems; document analysis; any matters solely regulated by statute; any area or item that could not be inspected by the inspector. Unless otherwise specified, no examination has been made of any documentation of any type. We have not referred to statutory authority records nor have we examined any survey or water and sewerage service diagram, or any other document prepared by any statutory authority or other party. Stock images in the report are for presentation purposes only and are not images of the subject property.

PURPOSE OF THE REPORT - The purpose of this report is to identify major defects in the building, decks, pergolas, garages and other similar significant improvements insofar as a property inspector can reasonably identify those defects. Structures, not limited to but including, garden sheds, play equipment, garden trellis, swimming pools and spas are not inspected or included in this report. A Special Purpose Report may be commissioned for these types of improvements. This report contains numerous observations but is not intended to list every defect. Defects are common to all structures and generally are commensurate with the age of the construction and use. Ongoing maintenance, upgrading or replacement requirements, cosmetic works and minor defects or faults are subjective and have not been included.

CONCEALED SURFACES - The inspection did not include breaking apart, dismantling, removing or moving objects, including but not limited to foliage, mouldings, roof insulation or sisalation, floor or wall coverings, sidings, ceilings, floors, furnishings, equipment, appliances, or personal possessions. The inspector cannot see inside walls, between floors, inside skillion roofing, behind stored goods or any other areas that are concealed or obstructed. The inspector did not dig, gouge, force or perform any other invasive procedures. Visible timbers have not been destructively probed or hit. In an occupied property, furnishings or household items may be concealing defects. Some defects may only be visible once furniture and other items have been removed from a property or when alterations are carried out. Built-in cupboards are usually filled with personal items and clothing. Some exterior surfaces may be obscured due to overgrown vegetation. Therefore, we cannot comment on the condition of the surfaces obscured or concealed by these or other items.

WATER PENETRATION & ROOF DRAINAGE - Some water penetration problems and/or dampness within a building do not become apparent and may not be detected unless there has been recent heavy rain or prolonged periods of rain. If moisture has been identified by the inspector using electronic testing equipment, then it will be noted in the report. Roof drainage is not tested. Therefore, no guarantee is given or implied that the roof will remain weatherproof in all weather conditions. If there is reference in the report to water stains within the interior of the property this may be evidence that the roof and or drainage system has previously leaked. We recommend that you contact a suitably qualified roofing expert to discuss the probability of ongoing water leakages in the building. Particularly with respect to older properties and where the roof has a low pitch, engaging the services of qualified roof plumber to provide an expert opinion should be considered. The very best roof drainage systems can fail in extreme weather conditions sometimes impacted by conditions not related to the property under review. (Blocked or impaired stormwater drains for example).

FIRE PROTECTION EQUIPMENT & ORDINANCE REQUIREMENTS - These are not covered by this report and these matters should be checked with the statutory authority. Any fire protection equipment has not been tested, e.g. smoke detectors etc.

HAZARDOUS MATERIALS & CONTAMINATION - Our inspection and report does not cover any hazardous materials or prior use of the land and building or any chemicals applied to land and buildings, which may have caused contamination.

RETAINING WALLS & STRUCTURAL COLUMNS - We are not engineers. Comment in respect of large and/or structural retaining walls and columns are beyond the scope of this report. It is not possible to determine from a visual inspection whether a retaining wall or column has been built in accordance with sound engineering principles and, even if it has, whether it is or will remain sound. An engineer should be consulted in any case where there are large, or structural, retaining walls, columns or similar building elements.

INTERNAL WALLS & CEILINGS - Movement cracking in ceiling and wall linings are common to most structures particularly older developments. Mostly they are cosmetic and generally have no structural implications. Reparation is usually undertaken during routine maintenance. Undulations in ceiling linings are often associated with older structures and are a result of the deterioration of the adhesive used to fix plasterboard to the ceiling battens. Typically, this is a cosmetic defect, however, in some circumstances the plasterboard may require refixing to the battens.

CRACKING/SETTLEMENT/MOVEMENT & STRUCTURAL INTEGRITY - Where reference has been made in this report to cracking, settlement, movement or an opinion has been provided on structural integrity, it is important to note that we are not experts in this area and our advice is limited accordingly. If considered necessary, further advice should be obtained from a Structural Engineer before critical decisions are made. Any cracking reported should be monitored for further movement. If further movement is noted, a Structural Engineer should be consulted at the earliest opportunity. Cracking of masonry walls is very common in the ACT, particularly where there are volatile clay soils. There may be some superficial or hairline cracks that we consider have no structural implications which have not been identified.

ELECTRICAL, GAS & OTHER SERVICE INSTALLATIONS - We are not licensed electricians, gas fitters or mechanical engineers. This report does not cover any matters relating to electrical and gas installations or any apparatus operated by electronic, mechanical or hydraulic means. This report does not cover any matters relating to the operation of electrical or gas appliances. Any comments made in this regard are from a general observation only. You should satisfy yourself as to the operation and condition of any appliances or other installations. Any comments made in this regard are from general observation only. There has been no electrical, data, security or fire detection system testing or investigation.

PLUMBING & DRAINAGE - We are not licensed plumbers and a specialist inspection of the water service, plumbing and drainage system including roof drainage is excluded from this report. We recommend an inspection by a licensed plumber and drainer to identify any plumbing faults or drainage problems.

TIMBER PESTS - If this report does not include one, we strongly recommend that an independent inspection and report be obtained from an accredited Pest Inspector to determine whether the property is free from infestation (whether active or dormant).

BOUNDARIES - Unless otherwise stated, the inspector has not gained access to any neighbouring properties and is therefore unable to comment upon the external state of any boundary fences and walls. The common areas of unit developments are not inspected. Any comments made in relation to common areas are strictly observational.

RURAL PROPERTY INSPECTION - This inspection and report relates to the residential structure; rural improvements on the property are not inspected or reported on, any comments contained in this report relative to rural improvements are strictly observational.

AREAS AND DIMENSIONS - Whilst every care has been taken to accurately quantify dimensions referenced in this report, we accept no responsibility for inaccuracies as supplying this information exceeds the requirements of a standard building inspection as per Australian Standard 4349.1-2007. In many instances scale plans are not available and therefore the reader should not rely on this report when making critical decisions relating to dimensions.

ELEVATED STRUCTURES - Where reference has been made in this report to an elevated structure such as a deck balcony or veranda, it is important to note that we are not Structural Engineers and accordingly our advice is limited. Any opinion relating to structural integrity is relative to weight loadings typical of a normal household event. Prior to loading the structure beyond normal, which may occur at a larger gathering, we recommend that professional advice be obtained to determine that the structure will safely cope with the weight loading. Additionally, the structure should be regularly inspected to ensure that structural integrity is maintained.

SPECIAL PURPOSE REPORTS - This Property Report does not contain any assessment or opinion in relation to any item which is the subject of a Special Purpose Property Report, or any matter where the inspection or assessment of which is solely regulated by Statute. Special Purpose Property Reports include comment on the following: common property areas, environmental concerns such as sunlight, privacy, streetscape and views, proximity of property to flight paths, railways and busy traffic or other neighbourhood issues; noise levels; WHS issues including, but not limited to the presence of asbestos, lead or other hazardous materials; heritage concerns; security or fire protection systems; climate control or water heating systems; analysis of site drainage apart from surface water drainage; swimming pools and spas; detection and identification of illegal and unauthorised plumbing work; durability of exposed finishes.

COMPLIANCE REPORT

The information within this report relies on the plans, survey reports, certificates of occupancy and other relevant documents supplied by the Environment & Planning Directorate (EPD), the appropriate local council or Directorate, the client or their agent. Our company or its employees are not responsible for any omissions or errors where incomplete, inaccurate or illegible information is supplied. It is the responsibility of the property owner to resolve any file discrepancies with the relevant authority. Documentation of any plumbing or electrical alterations is not included in the building file. If required, this documentation can be obtained by the title holder from the relevant utilities provider. If the subject property features a second driveway or verge crossing, Transport Canberra & City Services approval may be required. This information is not supplied in the building conveyancing file. If this report confirms that certification is 'pending' for an unapproved structure, it is important that you are aware that this process can take weeks and involve more than one agency including but not limited to the Environment & Planning Directorate, Icon & Transport Canberra & City Services. Whilst it is rare, in some instances throughout the approvals process an application may be rejected. The Compliance Report relies on documentation provided in the Building File. Residential Reports Inspectors are not Building Surveyors. Certifications included in the file are not cross referenced with the Building Code of Australia (BCA) applicable at the time of construction to confirm that the improvements are compliant with the BCA. This is the responsibility of the Building Surveyor prior to issuing a Certificate of Occupancy. No attempt is made in this inspection and reporting process to confirm that the existing improvements on the subject property are in strict accordance with approved plans. There may be variations in design, features and dimensions that conflict with each other. Additionally, there is no guarantee given that improvements are in accordance with the current Building Code of Australia. In most circumstances, there is no requirement to upgrade specifications to the current Building Code.

SWIMMING POOLS & SPAS - The ACT Government has introduced reforms to home swimming pool safety, with a focus on swimming pool safety barriers. The reforms commence on 1 May 2024, with a four-year transition period. The scheme imposes requirements for information about the safety standard of a regulated swimming pool to be disclosed on the sale of a property. Owners must provide prescribed information including: exemption certificate, compliance certificate, swimming pool disclosure statement, certificate of occupancy for the pool and safety barriers that is not older than 5 years and 'Pool Owners Guidance Material' which outlines the obligations on owners of premises on which a regulated swimming pool is located. If this information is not provided in this report, you must request a copy. For more information on the reforms visit the ACT Government's Planning website.

TIMBER PEST REPORT

This report is the result of a VISUAL INSPECTION ONLY. Inspection of the property and this report has been completed with reference to AUSTRALIAN STANDARD AS 4349.3 - 2010 Inspection of buildings Part 3: Timber Pest Inspections. In all instances throughout this report the inspector is referring to accessible areas only. Areas that were not accessible at the time of inspection or were concealed from view are not covered by this report. The inspector does not imply that inaccessible or partly inaccessible areas of the property were not, or have not been, infested by Timber Pests. This Report is not a guarantee that an infestation or future infestation and/or damage does not exist in any inaccessible or partly inaccessible areas of the property. This inspection DID NOT include breaking, removing or moving objects, floor and wall coverings, roof insulation, foliage, furniture, appliances stored goods and personal possessions - these all limit the scope of inspection. The inspector does not have access to the inside of walls, between flooring, inside eaves and skillion roofing. This Report is confined to reporting infestation and/or damage caused by white ants (subterranean and damp wood termites), borers of seasoned timber and timber pests (wood decay fungi), present on the date of the inspection. The inspection did not cover any other pests and this Report does not comment on them. Dry wood termites and European House Borer (*Hyloterpes bujulus* Linnaeus) are excluded from the inspection due to the extreme difficulty in locating the small colonies. Some species of termite and house borers, if discovered, will be reported (by law) to Government Authorities.

TERMITE RECOMMENDATIONS - Where evidence of termite activity or workings was found in any structure then the risk to buildings is very high and the risk of further attack is also high. A treatment to eradicate the termites and to protect the building(s) should be carried out. If live termites or any evidence of termite workings or damage was reported within the building(s) or in the ground and fences then it must be assumed that there may be concealed termite activity and/or timber damage. This concealed activity or damage may only be found when alterations are carried out such as when wall linings, cladding or insulation are removed or if you arrange for an invasive inspection. We claim no expertise in engineering or building. We strongly recommend that you have a qualified person such as a Builder, Engineer, Architect or other qualified expert in the building trade determine the full extent of the damage, if any. This may require an invasive inspection. We take no responsibility for the repair of any damage whether disclosed by this report or not.



Where visual evidence of termite workings and/or damage is reported but no live termites were present at the time of inspection, you must realise that it is possible that termites are still active in the immediate vicinity and the termites may continue to cause further damage. It is not possible, without benefit of further investigation and a number of inspections over a period of time, to ascertain whether any infestation is active or inactive. Active termites may simply have not been present at the time of inspection due to a prior disturbance, climatic conditions, or they may have been utilising an alternative feeding source. Continued, regular, inspections are essential. Unless written evidence of a termite protection program in accord with 'Australian Standard 3660' with ongoing inspections is provided, you must arrange for a treatment in accord with the standard to be carried out immediately to reduce the risk of further attack.

Where the evidence of live termite or termite damage or termite workings (mudding) was found in the building (s) then the risk of a further attack is very high. Where evidence of live termites or termite damage or termite workings was found in the grounds but not in the buildings then the risk to buildings is very high.

If evidence of drill holes in concrete or brickwork or other signs of a possible previous treatment is reported then the treatment was most likely carried out because of an active termite attack. Extensive structural damage may exist in concealed areas. You should have an invasive inspection carried out and have a builder determine the full extent of any damage and the estimated cost of repairs as the damage may only be found when wall linings etc are removed. Normally if a termite treatment has been carried out then a durable notice should be located in the meter box indicating the type of termite shield system, treated zone or combination has been installed.

BORER RECOMMENDATIONS - Borer activity is usually determined by the presence of exit holes and/or frass. Since a delay exists between the time of initial infestation and the appearance of these signs, it is possible that some borer activity may exist that is not discernible at the time of inspection. If borers are identified replacement of all susceptible timbers is always preferred since, in the event of selling the property in the future it is probable that an inspector will report the borers as active. A chemical treatment to control and/or protect against Furniture beetle and/or Queensland pine beetle can be considered as a less effective, lower cost option. Before considering this option You should consult with a builder to determine if the timbers are structurally sound. Following the initial treatment, a further inspection is essential in twelve months' time to determine if further treatment is needed. Treatments over a number of consecutive years may be required. The *Lyctus brunneus* (powder post beetle) is not considered a significant pest of timber. Damage is confined to the sapwood so treatment or timber replacement is not usually required. However, you should have a building expert investigate if any timber replacement is required. *Anobium punctatum* (furniture beetle) and *Calymnaderus incisus* (Queensland pine beetle) must always be considered active, unless proof of treatment is provided, because, unless the timber is ground up, one cannot determine conclusively if activity has ceased. Total timber replacement of all susceptible timbers is recommended. A secondary choice is treatment. However, the evidence and damage will remain, and the treatment may need to be carried out each year for up to three years.

HIGH MOISTURE READINGS, DRAINAGE & VENTILATION - High moisture readings can be caused by any one of the following: poor ventilation, ineffective drainage, leaking pipes, leaking roofs, defective flashing or by concealed termite activity. The areas of high moisture should be investigated by way of an invasive inspection. High moisture levels also increase the likelihood of termite attack and may also be conducive to borer activity and wood decay. If high moisture was reported then you must have a building expert investigate the moisture and its cause and determine the full extent of damage and the estimated cost of repairs.

If drainage is considered inadequate, a plumber or other building expert should be consulted, and remedial measures should be taken. Ventilation of the sub-floor region is important in minimising the opportunity for subterranean termites to establish themselves. Consideration should be given to installing high air flow vents and/or improve the cross flow of air within the subfloor to produce ventilation equivalent to 8400 sq mm net ventilation area per lineal metre on external and internal walls.

INFILL AND CONCRETE SLABS - Any building or part of a building that is constructed on a concrete slab is always more susceptible to termite attack because of possible concealed termite entry. A very high proportion of termite attacks are over the edge of both infill and other concrete slab types. If the edge of the slab is concealed by concrete paths, patios, pavers, garden beds, lawns, foliage, etc then it is possible for termites to conceal their entry into the property. Termites can then cause extensive damage to concealed framing timbers. Even the most experienced inspector may be unable to detect their presence due to concealment by wall linings. Only when the termites attack timbers in the roof void, which may in turn be concealed by insulation, can their presence be detected. Infill slab type construction has an even higher risk of concealed termite ingress as the slab edge is concealed due to the construction design and is not exposed. The type of slab may only be determined by assessment of the construction plans by a qualified person such as a Builder, Certifier or Architect. Construction Plans may be obtainable by your conveyancer. Termite activity and or damage may be present in concealed timbers of the building. We strongly recommend frequent regular inspections

in accordance with AS 3660.2. Where the slab edge is not fully exposed, or the slab is an infill slab or the slab type cannot be determined then we strongly recommend inspections every 3 to 6 months in accordance with AS 3660.2. Infill slab: A slab on the ground cast between walls. Other slabs should be in accordance with AS 2870 - 1996 and AS 3660.1-2000.

TIMBER (FUNGAL) DECAY - We claim no expertise in building and if any evidence of fungal decay or damage is reported you should consult a building expert to determine the full extent of damage and the estimated cost of repairs or timber replacement.

DETERMINING EXTENT OF DAMAGE - This Report is NOT a structural damage report. You agree that we are not responsible or liable for the repair of any damage, whether disclosed by our report or not. Our inspectors are not necessarily specialised builders and any inexpert opinion provided with respect to timber damage cannot be relied upon. The Report will not state the full extent of any timber pest damage; rather, we may provide comment on the damage for your information. If evidence of Timber Pest activity and/or damage is reported in the structure(s) or the grounds of the property, then you must assume that there may be further concealed structural damage within the building(s). This concealed damage may only be found when invasive procedures are applied to reveal previously concealed timbers. In the case of Timber Pest activity and/or damage WE STRONGLY RECOMMEND an invasive Timber Pest Inspection is undertaken and a qualified person such as a Builder, Structural Engineer, or Architect be engaged to carry out a structural inspection to determine the full extent of the damage and repairs that may be required.

MOULD - Mould (also referred to as Mildew and non-wood decay fungi) is not considered a Timber Pest. This report does not extensively cover the inspection of Mould. If evidence of mould was observed during the inspection, it may be noted for your information. If you are concerned as to the possible health risk resulting from the presence of mould, then you should seek advice from your local State or Commonwealth Government Health Department expert.

IMPORTANT INFORMATION

This Report reflects the condition of the property existing at the time of the inspection date and may not reflect the current state. Timber Pests, particularly termites, may have gained entry to the property since the inspection date. Termites can, in a relatively short period, cause significant damage to both structural and non-structural timbers within and around the buildings of the property. Termites are difficult to detect and much of the damage caused may not be readily visible, if damage exists, it may be costly to repair. If the Report indicated the presence of termites, termite damage, previous activity or treatments, or recommends a treatment, you should obtain copies of the treatment proposal, any certificates of treatments carried out, details of all repairs including copies of quotations, invoices and any other reports. It is strongly recommended that you arrange for an inspection in accordance with AS 4349.3 to verify that the treatment has been successful and carried out in accordance with AS 3660.2 and arrange for a further building inspection in accordance with AS 4349.1. The person carrying out the inspection and this company will have no liability to you for any damage or loss you may suffer as a result of your entering the contract to purchase the property or in connection with completing the purchase of the property as a result of your failure to heed the advice given in this report and may use such failure in defence of any claim that you may later make against any of them.

Where a property is furnished at the time of inspection, you will appreciate that the furnishings, floor coverings and stored goods may be concealing any evidence of Timber Pest Activity which may only be revealed when the items are moved. Where fences are obscured by foliage, overgrowth or structures, evidence of timber pest activity or damage may be concealed. Poor subfloor drainage increases the likelihood of termite attack. If the risk factor stated in this report is high, this is the opinion of the inspector and should encourage awareness that increased vigilance is warranted and that recommendations for the reduction of unfavourable conditions that increase the chances of termite activity must be strictly observed. It is strongly recommended that a comprehensive timber pest inspection by a qualified timber pest inspector is under-taken every 6-12 months (or more frequently if specified in the report). Regular inspections DO NOT prevent timber pest attack. Regular inspections increase the chance of the early detection of timber pest activity thereby limiting the structural damage that may occur. The overall degree of risk of Timber Pest Infestation cited in this report is a subjective assessment by the inspector at the time of the inspection, taking into account many factors which include, but are not limited to, location and proximity to bushland and trees and/or other timber structures, evidence of timber pest damage or activity close to the inspected structure or within the inspected structure, conducive conditions that raise the potential of timber pest attack, such as timbers in contact with soil, inaccessible areas, slab on ground construction, or other factors that, in the inspector's opinion, raise the risk of future timber pest attack.

A more thorough INVASIVE INSPECTION is available. Where any current visible evidence of Timber Pest activity is found it is strongly recommended that a more invasive inspection is performed. Trees and stumps on the property with a diameter in excess of 100mm have been visually inspected for evidence of termite activity to a height of 2m where access was possible and practical. It is very difficult, and generally impossible to locate termite nests since they are underground and evidence in trees is usually well concealed. We therefore strongly recommend that you arrange to have trees test drilled for evidence of termite nests.

RESOURCE LIBRARY

Where reference is made to the Residential Reports Resource library, you may access this content by [clicking here](#).

ENERGY EFFICIENCY RATING FACT SHEET

QUICK FACTS

- Sellers of residential properties are required to provide an Energy Efficiency Rating (EER) to potential buyers. (This is known as mandatory energy efficiency disclosure.)
- The EER forms part of the Sale Contract and must be published in all advertising material.
- The EER rating system uses computer simulations to assess the potential thermal comfort of your home.
- The more stars, the less likely the occupants need cooling or heating to stay comfortable.
- The ACT Government has two systems in place for Energy Ratings:

One is for established homes
(1st Generation Software)

One is for new homes
(2nd Generation Software)

Residential Reports (and all other companies preparing reports for the sale of a property on an existing Canberra home that has been previously occupied) are required to use 1st Generation Software.

- The consumption of energy in the home for heating, cooling, hot water or lighting and other appliances IS NOT considered in the application of 1st generation software when calculating the EER rating.
- Many aspects of solar passive designs are also not able to be accounted for in 1st Generation Software.

WHAT IS RATED?

The rating is dependent on:

- Layout of the home
- Construction of its roof, walls, windows and floor
- Wall, floor and ceiling insulations
- Orientation of windows and shading of the sun's path and local breezes
- Influence of the local climate

WHY IS THERE A DISCREPANCY BETWEEN MY OLD EER AND MY NEW EER?

- Increasingly, in a number of circumstances particularly where new homes have been rated using 2nd generation software and are now being offered for sale where the rating must be conducted using 1st generation software, there can be a significant variation between the two ratings:

1st generation software rates to 6 stars

2nd generation software may rate up to 10 stars

- ACT Legislation currently PROHIBITS Inspectors from assuming insulation values which may have been the case previously. Documented proof or visual sighting is now required to verify the existence and rating of insulation.

Your Energy Rating is calculated using software approved by the ACT Government.



CGU Professional Risks Insurance
Level 7, 181 William Street, Melbourne Vic 3000
GPO Box 4609, Melbourne Vic 3001
T 03 9601 8222 F 03 9602 5255

Certificate of Currency

- Policy Number** BP20200022
- Item 1 **The Insured:** Residential Reports Pty Ltd
- Item 2 **Address:** 35 Poynton Street
HUGHES ACT 2805
- Item 3 **Professional Services covered by this policy:**
Pre Purchase Building Inspections (AS4349.1)
Special Purpose Building Inspections
Energy Rating Reports
Urban Pest Management
Termite Management including inspections - existing buildings and structures (AS3660.2)
Timber Pest Inspections (AS4349.3)
- Item 4 **Description of the Policy:** Professional Indemnity & Broadform Liability (CGU PIB 03-17)
- Item 5 **Period of Insurance:** From 20/07/2025 To 4.00 pm on 20/07/2026
- Item 6 **Particulars of Risk:**
Civil Liability Professional Indemnity
6.1 The Policy Limit is \$5,000,000 which includes all policy sections
6.2 The Policy Excess is \$20,000
6.3 The Retroactive Date is 20/07/2020

Public Liability
6.4 Sum Insured \$20,000,000
6.5 Excess \$2,500
- Date and Place of Issue** 21/07/2025 Melbourne, Victoria

Signed for and on behalf of Insurance Australia Limited ABN 11 000 016 722

Najbi Bisso, Manager

This Certificate of Currency indicates policy cover effective as at the date of issue only

FirstRate Report





YOUR HOUSE ENERGY RATING IS: ★★☆☆ **4 STARS**
in Climate: 24 **SCORE: -6 POINTS**

Name:	Kylie Fromhold	Ref No:	46946
House Title:	Unit 2, Block 6, Section 102	Date:	15-05-2026
Address:	Unit 2 of 4A Twine Place Monash		2904
Reference:	C:\REPORTS\...\TWINE PLACE MONASH 2 OF 4A		

IMPROVING YOUR RATING

The table below shows the current rating of your house and its potential for improvement.

Star Rating	POOR			AVERAGE				GOOD			V. GOOD	
	0 Star	★	★★	★★★	★★★★	★★★★★	★★★★★★	★★★★★★★	★★★★★★★★	★★★★★★★★★		
Point Score	-71	-70	-46	-45	-26	-25	-11	-10	4	5	16	17
Current	-6											
Potential	50											

Incorporating these design options will add the additional points required to achieve the potential rating shown in the table. Each point represents about a 1% change in energy efficiency. This list is only a guide to the range of options that could be used.

Design options		Additional points
Change added wall insulation	R 2.5	10
Change glass to Double Glazing	100 %	12
Change frame to	Timber	14
Change curtain to	Heavy Drapes & Pelmet	13
Seal Internal Doors		3
Weather strip entry door		4

FirstRate Mode
Climate: 24

RATING SUMMARY for: Unit 2, Block 6, Section 102, Unit 2 of 4A Twine Place, Monash

Assessor's Name: Lindsay Collison

Feature	Points					
	Winter	Summer	Total			
CEILING	5	1	6			
Surface Area: 0 Insulation: 6						
WALL	-13	1	-11			
Surface Area: -12 Insulation: 1 Mass: 0						
FLOOR	12	0	13			
Surface Area: 0 Insulation: -1 Mass: 13						
AIR LEAKAGE (Percentage of score shown for each element)	-1	0	-2			
Fire Place 0 % Vented Skylights 0 %						
Fixed Vents 0 % Windows 20 %						
Exhaust Fans 0 % Doors 73 %						
Down Lights 0 % Gaps (around frames) 8 %						
DESIGN FEATURES	0	1	1			
Cross Ventilation 1						
ROOF GLAZING	0	0	0			
Winter Gain 0 Winter Loss 0						
WINDOWS	-29	-15	-44			
Window Direction	Area		Point Scores			
	m2	%NCFA	Winter* Loss	Winter Gain	Summer Gain	Total
NE	2	5%	-12	14	-4	-2
SE	11	24%	-46	13	-5	-38
NW	4	9%	-13	15	-7	-5
Total	18	38%	-71	42	-15	-44

* Air movement over glazing can significantly increase winter heat losses. SEAV recommends heating/cooling duct outlets be positioned to avoid air movement across glass or use deflectors to direct air away from glass.

The contribution of heavyweight materials to the window score is -2 points

		Winter	Summer	Total
RATING	★★★★	-25	-13	-6*

* Includes 32 points from Area Adjustment

Detailed House Data

House Details

ClientName Kylie Fromhold
 HouseTitle Unit 2, Block 6, Section 102
 StreetAddress Unit 2 of 4A Twine Place
 Suburb Monash
 Postcode 2904
 AssessorName Lindsay Collison
 FileCreated 15-05-2026
 Comments

Climate Details

State
 Town Canberra
 Postcode 2600
 Zone 24

Floor Details

ID	Construction	Sub Floor	Upper	Shared	Foil	Carpet	Ins RValue	Area
1	Concrete Slab on ground	No Subfloor	No	No	No	Carp	R0.0	44.8m ²
2	Concrete Slab on ground	No Subfloor	No	No	No	Float Timb	R0.0	9.7m ²

Wall Details

ID	Construction	Shared	Ins RValue	Length	Height
1	Brick Veneer	No	R1.0	31.0m	2.4m

Ceiling Details

ID	Construction	Shared	Foil	Ins RValue	Area
1	Attic - Standard	No	Yes	R4.0	54.5m ²

Window Details

ID	Dir	Height	Width	Utility	Glass	Frame	Curtain	Blind	Fixed & Adj Eave	Fixed Eave	Head to Eave
1	SE	2.0m	2.7m	No	SG	ALSTD	HP	Yes	2.0m	0.6m	0.0m
2	SE	1.2m	1.8m	No	SG	ALSTD	HB	Yes	1.2m	0.6m	0.0m
3	SE	2.0m	1.8m	No	SG	ALSTD	HB	No	2.4m	2.4m	0.0m
4	NE	2.0m	0.6m	No	SG	ALSTD	HB	No	0.6m	0.6m	1.0m
5	NE	2.0m	0.6m	No	SG	ALSTD	HB	No	0.6m	0.6m	1.0m
6	NW	0.9m	0.6m	Yes	SG	ALSTD	NC	No	0.6m	0.6m	0.1m
7	NW	2.0m	1.8m	No	SG	ALSTD	HP	No	0.6m	0.6m	0.1m

Window Shading Details

ID	Dir	Height	Width	Obst Height	Obst Dist	Obst Width	Obst Offset	LShape Left Fin	LShape Left Off	LShape Right Fin	LShape Right Off
1	SE	2.0m	2.7m	0.0m	0.0m	0.0m	0.0m	10.0m	3.7m	0.0m	0.0m
2	SE	1.2m	1.8m	0.0m	0.0m	0.0m	0.0m	10.0m	7.3m	0.0m	0.0m
3	SE	2.0m	1.8m	0.0m	0.0m	0.0m	0.0m	1.8m	0.7m	0.0m	0.0m
6	NW	0.9m	0.6m	0.0m	0.0m	0.0m	0.0m	0.0m	0.0m	0.5m	0.0m
7	NW	2.0m	1.8m	0.0m	0.0m	0.0m	0.0m	0.5m	0.7m	0.0m	0.0m

Sky Light Details

ID	Dir	Tilt	Type	Shade	Utility	Width	Length
1	NE	30 degrees	Double Opal	No	Yes	0.6m	0.6m

Zoning Details

Is there Cross Flow Ventilation ? Good

Air Leakage Details

Location	Suburban
Is there More than One Storey ?	No
Is the Entry open to the Living Area ?	Yes
Is the Entry Door Weather Stripped ?	No
Area of Heavyweight Mass	0m ²
Area of Lightweight Mass	0m ²

	<u>Sealed</u>	<u>UnSealed</u>
Chimneys	0	0
Vents	0	0
Fans	0	0
Downlights	0	0
Skylights	0	0
Utility Doors	0	2
External Doors	0	1
Unflued Gas Heaters		0
Percentage of Windows Sealed		98%
Windows - Average Gap		Small
External Doors - Average Gap		Small
Gaps & Cracks Sealed		Yes

Rater Comments

House Details

ClientName	Kylie Fromhold
HouseTitle	Unit 2, Block 6, Section 102
StreetAddress	Unit 2 of 4A Twine Place
Suburb	Monash
Postcode	2904
AssessorName	Lindsay Collison
FileCreated	15-05-2026

Rater Comments

MEASUREMENTS USED IN THIS ASSESSMENT

The Energy Rating recorded in this assessment is determined by assessing many elements of the structure and interior treatments including window and floor coverings. The area of external walls and windows, ceiling and floors are part of the assessment.

Some measurements used in this assessment may be nominal. Every effort is made by the assessor to accurately calculate the dimensions of property. However, often accurate and comprehensive plans indicating all dimensions of an existing property, particularly following alterations and extensions are not always available. The reader of this report should not rely on the accuracy of any dimensions used when making critical decisions relating to those dimensions. The assessor will not accept any liability should any discrepancy be revealed.

DESIGN OPTIONS

The design option suggestions to improve this energy rating may be additional to elements already in place. For example, the option to install 'Heavy Drapes and Pelmet's will take into account windows that already have Heavy Drapes and Pelmet's installed. Insulation recommendations will take into account existing insulation values.

Some recommendations for improvement will not be practical in all circumstances. For example, if the dwelling is built on a concrete slab, it will be possible to install floor insulation.

DOOR SEALS AND WEATHER STRIPS

A wooden framed door is only considered to be sealed when a draft extruding device is fitted to the bottom of the door AND sealing tape or felt is fitting to the timber frame around the door opening.

WINDOW GLAZING RATIOS

Glazing areas in one direction greater than 25% of the nett conditioned floor area will reduce the Energy Efficiency Rating.



CONVEYANCING PART 2

No information is provided in respect of electrical, drainage or sewer matters and or to the location of overhead power lines or underground cables in relation to the building.

	<u>Yes</u>	<u>No</u>
1. (a) Is this a government or ex government house?	<input type="checkbox"/>	<input checked="" type="checkbox"/>
(b) If yes, is there a building file with approvals on it?	<input type="checkbox"/>	<input type="checkbox"/>
2. Is there any record of incomplete building work on the building file? If yes - file copies attached	<input type="checkbox"/>	<input checked="" type="checkbox"/>
3. Are there any records on the building file of current (within 5 years) housing Indemnity insurance policies for building work? If yes - file copies attached	<input type="checkbox"/>	<input checked="" type="checkbox"/>
4. Are there any records on the building file showing building applications still being processed? (Current within 3 years) If yes - file copies attached	<input type="checkbox"/>	<input checked="" type="checkbox"/>
5. Are there any records on the building file in relation to loose-fill asbestos insulation?	<input type="checkbox"/>	<input checked="" type="checkbox"/>
If available, copies of the following documents are provided:		
• Certificate/s of Occupancy and Use	<input checked="" type="checkbox"/>	<input type="checkbox"/>
• Survey Certificates	<input type="checkbox"/>	<input checked="" type="checkbox"/>
• Unit Plan/Unit Entitlements (if property is unit titled)	<input checked="" type="checkbox"/>	<input type="checkbox"/>
• Approved Building Plans	<input checked="" type="checkbox"/>	<input type="checkbox"/>
• Ex- government Building Plans*	<input type="checkbox"/>	<input checked="" type="checkbox"/>
If requested:		
• Drainage Plan(s)	<input checked="" type="checkbox"/>	<input type="checkbox"/>

ASBESTOS

The ACT Government is not able to guarantee the accuracy of the information in this report.

You should make your own enquiries and obtain reports (from a licensed Asbestos Assessor) in relation to the presence of loose fill asbestos insulation (and other forms of asbestos) on the premises. For more information go to the Asbestos Awareness Website – www.asbestos.act.gov.au

Please note: Development Approval plans will not be included in this report (We do not receive Development Approval Plans unless they are part of a Building Approval in which case they become Building Approval Plans), if development approval was granted you can request copies of the Development Approval plans from ACEPDcustomerservices@act.gov.au.

Please Note: Building approvals that have been generated via eDevelopment will be issued with a project number prefixed by the letter B. Initial building approval documentation will be identified with project number B200000X only but will be referenced as B200000X/A on the Certificate of Occupancy and Use. Any amendments to the original approval will be issued with the project number and an alphanumeric digit. The first amendment will be identified as B200000X/B, the second amendment B200000X/C etc. Not all eDevelopment plans will be stamped with the plan number.

***Ex Government plans:** Plans are typical and not specific to each residence. There may be slight changes to the layout or window locations that were not required to be approved.

Search officer comments (if any?)

Search officer initials: Ashleigh

Cost of application: \$ 144.79

Date completed:

14/05/2026

FAQ's

Property Basics

What is the full street address of the property?

4 Twine Place and 4A Twine Place, Monash

What is the block and section number?

Block 6, Section 102

Is the property on a separate title? If not, please explain.

The property is held under a Units Plan (strata title) arrangement, similar to a townhouse or apartment complex. However, rather than multiple dwellings, this development comprises only two separate residences on unit titles. Each dwelling is independently owned and can be sold separately. In this instance, both properties are being offered together under a single contract.

What is the block size (m²)?

The whole block is 761 m². This is broken into Unit 1 block 480 m² and Unit 2 block being 281 m².

What is the total living area (m²)?

The total internal living area is 177m².
The primary residence, unit 1 is 114 m². Unit 2 is 63 m².

What year was the main dwelling constructed?

The primary residence was built in 1979. The secondary was built in 1991.

What is the current use of the property?

The property is currently vacant. It was the primary residence of the owners until they purchased their next family home. The secondary dwelling has been tenanted for some time, most recently to the owner's brother. It is now also vacant.

What is the heating and cooling system?

Both houses have electric heating/cooling. Unit 1 has ducted heating and cooling, while Unit 2 uses a split system.

Building and Systems

What is the hot water system?

Unit 1 has a continuous electric hot water system (Therman 415L Hot Water System), unit 2 has a gas system (Rheem Stellar 130L Continuous Gas Hot Water System).

Does the property have solar panels?

Both residences have solar panels installed. the secondary residence is still on a higher tarriff as it was installed under the original opportunities. A battery has not been installed.

What is the roofing material?

Timber truss construction with concrete tile coverings

What is the energy efficiency rating?

Unit 1: 1 star
Unit 2: 4 stars

Legal and Planning

What is the current zoning?

RZ1: Suburban

What is the Unimproved Value (UV)?

Unit 1 - 2025: \$371,000
Unit 2 - 2025: \$159,000

Has a building file search been completed?

Yes, a building file search was made to perform the building inspection and compliance report.

Services and Reports

What services are connected (e.g. sewer, stormwater, electricity, NBN)?

Sewer, water, electricity, and FTTN NBN services are available. Gas is connected and currently utilised in the secondary residence. While gas is disconnected in the main residence, a connection can be reinstated if required. Water is not separately metered; however, gas and electricity are separately metered between the residences.

Are there any easements or restrictions on the title?

There is an electricity easement on the rear boundary and a sewerage easement against the eastern border. Reasonable access needs to be maintained to these.

Services and Reports

Who are the current owners?

Kylie and Dan Farrell

How long have they owned the property?

The property has been in the family since they moved to Canberra in the early 1990's. They built the secondary residents for Kylie's grandparents to allow for multi-generational living. Kylie and Dan have inherited the property since then.

Do the owners live in the property or is it an investment?

This has been a family home for 35 years now. It has been Dan and Kylie's primary residence for many years now. The secondary has had different tenants over the years including a younger couple and most recently Dan's brother.

Are there any known disputes or issues with neighbours or boundaries?

There are no disputes. Kylie has great relationships with her neighbours, some of whom she's lived next to for 25 years.

Schedule of Annual Fees (Recent)

Outgoing	Unit 1	Unit 2	Frequency
Land Tax	\$3,653	\$3,120	Annually
Council Rates	\$3,497	\$2,396	Annually

Are there any recent improvements or renovations?

Extensive improvements have been completed in the primary residence. Recent improvements to the home include new flooring throughout all living spaces and fully redone carpets. The bathroom shower recess tiling was pulled up and re-laid to ensure the water flow was corrected, and a brand-new kitchen fit-out was installed during the first week of the campaign. The home has also been internally repainted, while externally the roof was fully sealed, the property was pressure washed, the deck repainted, and the gutters and fascias freshly repainted.

What is the timber pest report?

Unit 1: There is no termite, wood decay or borer evidence in the interior of the dwelling, on the deck, subfloor, or anywhere identified in the report. There was also no observed mould. **Unit 2:** No active subterranean termites found at time of inspection. No evidence of termites, wood decay, mould or borers was found interior to the residence, on the deck,

Are all structures approved?

In unit 1, further approval of the converted garage and kitchen window extension is required. In unit 2, the carport requires approval.



Annual Rates Assessment Notice



10248-009
K A Fromhold
4 Twine Pl
MONASH ACT 2904

TO BE DIRECT DEBITED

\$145.71

Payment of this account is covered by a fortnightly direct debit of \$145.71 (calculated over 11 months) commencing on 9 October 2025.
See overleaf for payment options

Dear K A Fromhold

Your rates help fund Canberra's essential services - like our hospitals, schools and roads. Thank you for your contribution to our community.

Your rates have been assessed for the financial year 2025-26. Your rates assessment is based on the Average Unimproved Value (AUV) of the property which is currently calculated as \$502,000 and detailed in the valuation notice sent to the body corporate. Your residential unit entitlement based on the total residential portion of your unit complex is 70.000000%.

Notice details

Account number: 412495368

Notice date: 15 September 2025

Property location: 1/4 Twine Pl, Monash, Section: 102, Block: 6, Unit: 1

Eligible pensioners could be entitled to a rates rebate on their principal place of residence (PPR).

Deferring payment of your rates on your PPR may be an option if you are a pensioner, aged over 65, or experiencing financial hardship. A low rate of interest applies and the outstanding amount is paid on sale or transfer of the property. Please visit revenue.act.gov.au/home-owner-assistance/rates-assistance to determine if you are eligible.

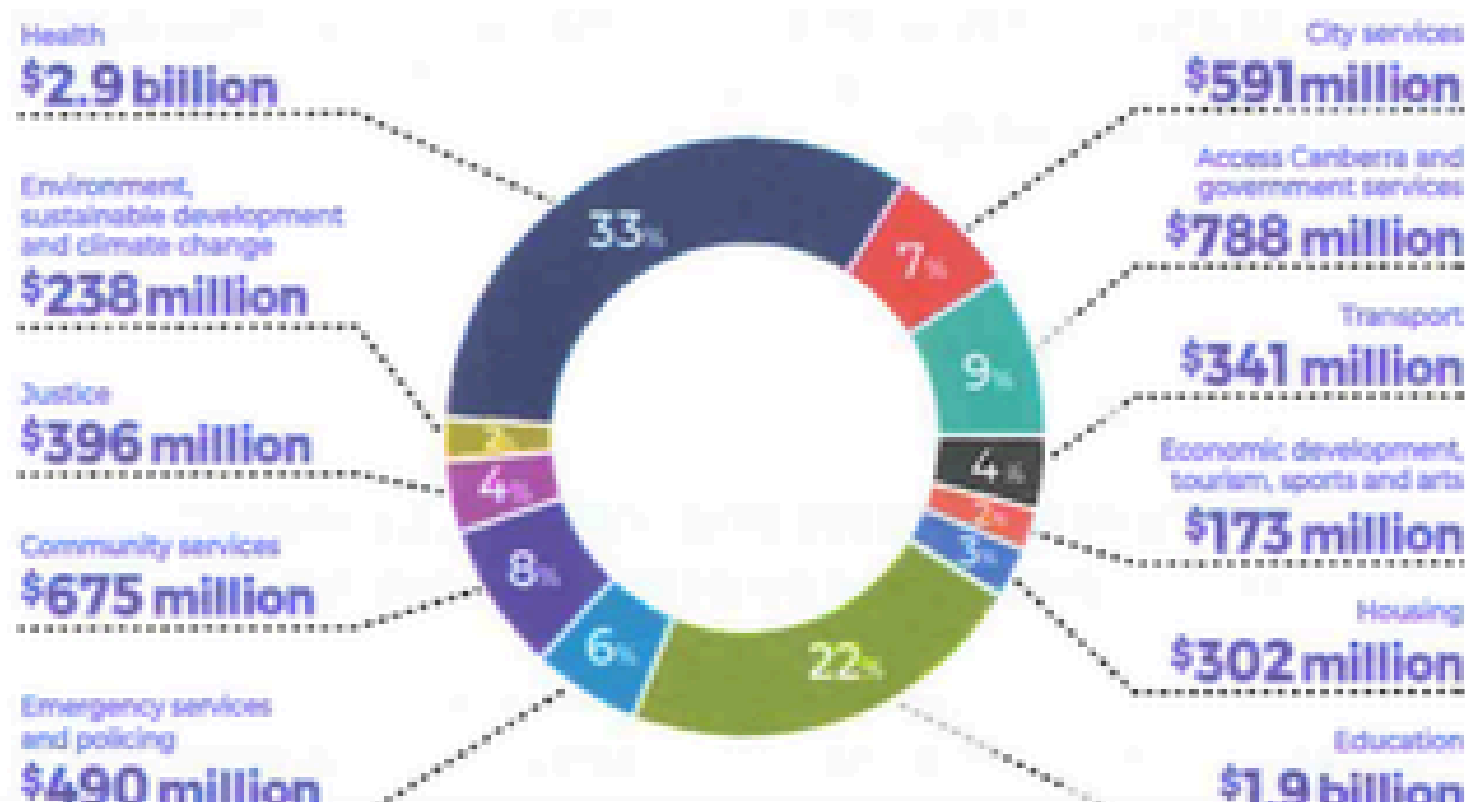
Late payments will attract interest on the amount due at a rate of 11.78% p.a. and this will continue to compound monthly on any amounts that remain unpaid on the 16th day of each month.

The ACT Government has a range of support measures available to assist with cost of living. Learn more at act.gov.au/money-and-tax/cost-of-living-support.

Your general rates bill for 2025-26 includes a \$100.00 Health Levy to address increased costs in our local health system. It will be invested in better public hospitals and front-line health services for all Canberrans.

What your rates fund

The ACT Government provides both state and council government services, which means your rates contribute to supporting our schools, hospitals and police in addition to local government services.



Annual Rates Assessment Notice



10248-019
K A Fromhold
4 Twine Pl
MONASH ACT 2904

TO BE DIRECT DEBITED

\$99.86

Payment of this account is covered by a fortnightly direct debit of \$99.86 (calculated over 11 months) commencing on 9 October 2025.
See overleaf for payment options

Dear K A Fromhold

Your rates help fund Canberra's essential services – like our hospitals, schools and roads. Thank you for your contribution to our community.

Your rates have been assessed for the financial year 2025-26. Your rates assessment is based on the Average Unimproved Value (AUV) of the property which is currently calculated as \$502,000 and detailed in the valuation notice sent to the body corporate. Your residential unit entitlement based on the total residential portion of your unit complex is 30.000000%.

Notice details

Account number: 412495377

Notice date: 15 September 2025

Property location: 2/4 Twine Pl, Monash, Section: 102, Block: 6, Unit: 2

Eligible pensioners could be entitled to a rates rebate on their principal place of residence (PPR).

Deferring payment of your rates on your PPR may be an option if you are a pensioner, aged over 65, or experiencing financial hardship. A low rate of interest applies and the outstanding amount is paid on sale or transfer of the property. Please visit revenue.act.gov.au/home-owner-assistance/rates-assistance to determine if you are eligible.

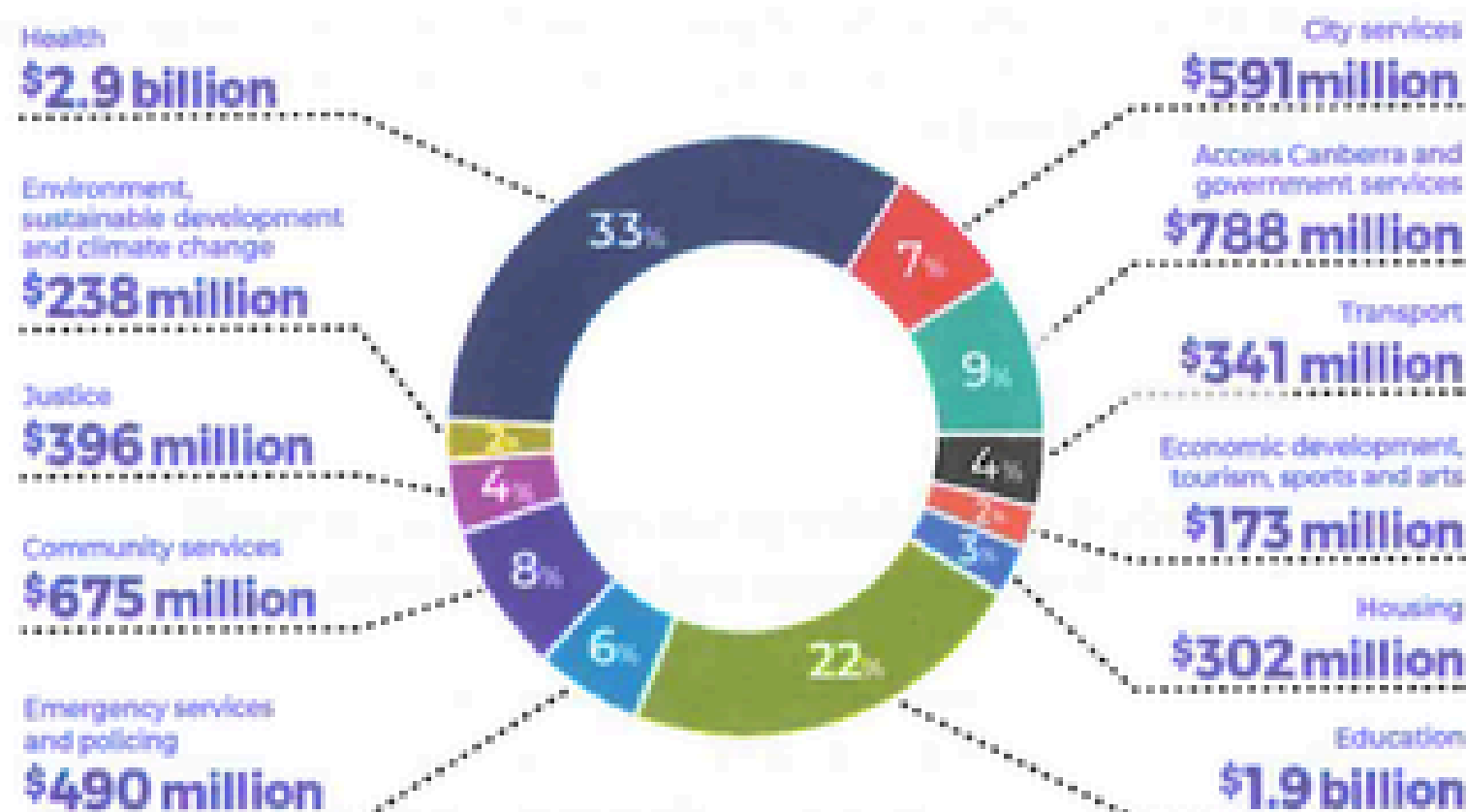
Late payments will attract interest on the amount due at a rate of 11.78% p.a. and this will continue to compound monthly on any amounts that remain unpaid on the 16th day of each month.

The ACT Government has a range of support measures available to assist with cost of living. Learn more at act.gov.au/money-and-tax/cost-of-living-support.

Your general rates bill for 2025-26 includes a \$100.00 Health Levy to address increased costs in our local health system. It will be invested in better public hospitals and front-line health services for all Canberrans.

What your rates fund

The ACT Government provides both state and council government services, which means your rates contribute to supporting our schools, hospitals and police in addition to local government services.





Land Tax Assessment Notice



30248-019
K.A Fromhold
4 Twine Pl
MONASH ACT 2904

TO BE DIRECT DEBITED

\$127.76

Payment of this account is covered by a fortnightly direct debit of \$127.76 (calculated over 11 months) commencing on 9 October 2025.
See overleaf for payment options

Dear K.A Fromhold

Your land tax helps fund Canberra's essential services – like our hospitals, schools and roads. Thank you for your contribution to our community.

Your land tax has been assessed for the quarter 1 July 2025 to 30 September 2025. Your land tax assessment is based on the Average Unimproved Value (AUV) of the property which is currently calculated as \$502,000 and detailed in the valuation notice sent to the body corporate. Your residential unit entitlement based on the total residential portion of your unit complex is 30.000000%.

Notice details

Account number: 442495377

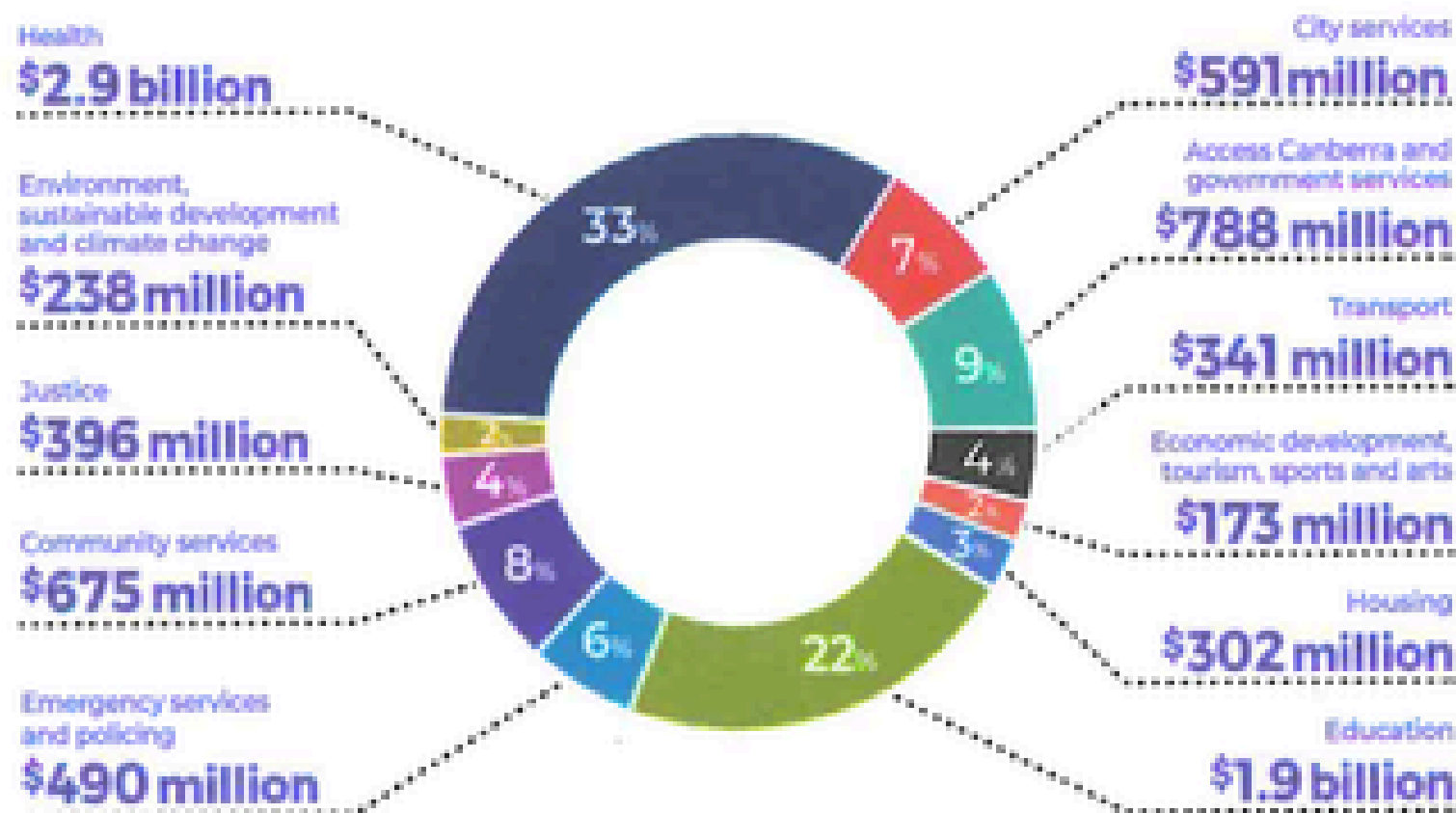
Notice date: 15 September 2025

Property location: 2/4 Twine Pl, Monash, Section: 102, Block: 6, Unit: 2

Late payments will attract interest on the amount due at a rate of 11.78% p.a. and this will continue to compound monthly on any amounts that remain unpaid on the 16th day of each month.

What your land tax funds

The ACT Government provides both state and council government services, which means your land tax contributes to supporting our schools, hospitals and police in addition to local government services.





001037010

PROPRIETORS UNITS PLAN NO3143
B FROMHOLD
4 TWINE PLACE
MONASH ACT 2904

Enquiries 02 6248 3111

Including moving house, government concessions, service standards, hardship relief and complaint procedures

Hearing impaired (TTY) 13 36 77

Emergencies and faults 02 6248 3111

Language assistance 13 14 50

للحصول على مساعدة لغوية، اتصل بالرقم أعلاه
如需语言方面的协助，请拨打上述号码
برای کمک زبانی به شماره بالا تلفن کنید
Untuk bantuan bahasa, hubungi nomor di atas
Nếu cần thông dịch viên, hãy gọi đến số trên đây

Website iconwater.com.au

Water and Sewerage account Tax invoice

Issue date 20/11/2025
Invoice Number 999256445114
For supply at 6031020006N000000000
4& 4A TWINE PLACE
MONASH ACT 2904

Account number
1264 5734 1007

Full payment due
\$142.59

Please pay by
Do not pay

Summary Including GST

Your last bill	
Amount	\$217.53
Payment received	\$354.00 CR
Balance carried forward	\$136.47 CR

Your current bill (see over details)	
New charges	\$283.56
Credits, rebates and discounts	\$4.50 CR
Balance	\$142.59
Total due by Do not pay	\$142.59

Thank you for using direct debit. Bill payment made easy. Your 'averaged' payment is being deducted from your financial institution.

E-10037 9-3854 17707

EE

Water and wastewater prices are increasing from 1 July 2025

For information on the change visit iconwater.com.au/pricing

If things are tight and you can't pay your bill by the due date, we have a range of flexible options available. Call us on **(02) 6248 3111** (select option 2) during business hours to discuss a payment plan that works for you.





0020204998
K FROMHOLD
UNIT 1/4 TWINE PLACE
MONASH ACT 2904

Enquiries **02 6248 3111**

Including moving house, government concessions, service standards, hardship relief and complaint procedures

Hearing impaired (TTY) 13 36 77

Emergencies and faults 02 6248 3111

Language assistance 13 14 50

للحصول على مساعدة لغوية، اتصل بالرقم أعلاه
如需语言方面的协助，请拨打上述号码
برای کمک زبانی به شماره بالا تلفن بزنید
Geplaatst op 19 Dec 2025 10:00 AM
Nếu cần thông dịch viên, hãy gọi đến số trên đây

Website iconwater.com.au

Water and Sewerage account Tax invoice

Issue date 28/11/2025
Invoice Number 999256492331
For supply at 6031020006N000000011
UNIT 1/4 TWINE PLACE
MONASH ACT 2904

Account number
9999 2274 4612

Full payment due
\$210.63

Please pay by
Do not pay

Summary

	Including GST
Your last bill	
Amount	\$210.58
Payment received	\$210.58 CR
Balance carried forward	\$0.00
Your current bill (see over details)	
New charges	\$215.18
Credits, rebates and discounts	\$4.55 CR
Balance	\$210.63
Total due by Do not pay	\$210.63

Thank you for using direct debit. Bill payment made easy. The full payment due will be deducted from your financial institution on 19 Dec 2025. Your last payment was received on 19 Sep 2025.

E-2608 0-4627 1-6053

PP

Water and wastewater prices are increasing from 1 July 2025

For information on the change visit iconwater.com.au/pricing

If things are tight and you can't pay your bill by the due date, we have a range of flexible options available. Call us on **(02) 6248 3111** (select option 2) during business hours to discuss a payment plan that works for you.

Auction Date

Sunday 12:00pm onsite
21st of June 2026

Open Home Schedule

12:00pm - Saturday May 23rd
3:30pm - Sunday May 24th
11:00am - Saturday May 30th
11:00am - Sunday May 31st
11:00am - Saturday June 6th
12:00pm - Sunday June 7th
3:00pm - Saturday June 13th
11:00am - Sunday June 14th
10:00am - Saturday June 20th

Pre-Auction Open Home:

11:30am - Sunday June 21st

For private inspections and to make appointment bookings,
please call Maya Zielinski on 0402 289 868